

UAI JUDET BIAJ  
Nr. 3066/08.02.2018

BILANT

ABG\_STZ<sup>223</sup> / 09. FEB. 2018

pag.: 1 - lei -

| COD    | DENUMIRE INDICATORI  | SOLD LA INCEPUTUL PERIOADEI | SOLD LA SFARSITUL PERIOADEI |
|--------|--|-----------------------------|-----------------------------|
| 0100   |  |                             |                             |
| 01003  | 1.Active fixe necorporale (ct.2030000+2050000+2060000+2080100+2080200+2330000-2800300-2800500-2800800-2900400-2900500-2900800-2930100*)  | 1.229.088                   | 1.655.496                   |
| 01004  | 2.Instalatii tehnice, mijloace de transport, animale, plantatii, mobilier, aparatura birotica si alte active corporale (ct.2130100+2130200+2130300+2130400+2140000+2310000-2810300-2810400-2910300-2910400-2930200*)   | 6.558.127                   | 8.442.418                   |
| 01005  | 3.Terenuri si cladiri (ct.2110100+2110200+2120101+2120102+2120201+2120301+2120401+2120501+2120601+2120901+2310000-2810100-2810200-2910100-2910200-2930200)   | 154.852.146                 | 168.051.467                 |
| 01007  | 5.Active financiare necurente (investitii pe termen lung) peste un an (ct.2600100+2600200+2600300+2650000+2670201+2670202+2670203+2670204+2670205+2670208-2960101-2960102-2960103-2960200), din care:  | 1.730.974                   | 1.730.974                   |
| 01008  | Titluri de participare (ct.2600100+2600200+2600300-2960101+2960102-2960103)  | 1.730.974                   | 1.730.974                   |
| 01009  | 6.Creante necurente - sume ce urmeaza a fi incasate dupa o perioada mai mare de un an (ct.4110201+4110208+4130200+4280202+4610201+4610209-4910200-4960200) din care:   | 105.698                     | 137.869                     |
| 0101   |  |                             |                             |
| 01015  | 7.TOTAL ACTIVE NECURENTE (rd.03+04+05+06+07+09)  | 164.476.033                 | 180.018.224                 |
| 01019  | 1.Stocuri (ct.3010000+3020100+3020200+3020300+3020400+3020500+3020600+3020700+3020800+3020900+3030100+3030200+3040100+3040200+3050100+3050200+3070000+3090000+3310000+3320000+3410000+3450000+3460000+3470000+3490000+3510100+3510200+3540100+3540500+3540600+3560000+3570000+3580000+3590000+3610000+3710000+3810000+/-3480000+/-3780000-3910000-3920100-3920200-3920300-3930000-3940100-3940500-3940600-3950100-3950200-3950300-3950400-3950600-3950700-3950800-3960000-3970000-3980000-4420803) | 6.285.461                   | 7.232.696                   |
| 0102   | IMPOZIT PE PROFIT  |                             |                             |
| 01021  | Creante din operatiuni comerciale, avansuri si alte decontari (ct.2320000+2340000+4090101+4090102+4110101+4110108+4130100+4180000+4250000+4280102+4610101+4610109+4730109**+4810101+4810102+4810103+4810900+4830000+4890101+4890301-4910100-4960100+5120800) din care:   | 1.683.612                   | 1.459.545                   |
| 010211 | Decontari privind incheiere executiei bugetului de stat din anul curent (ct.4890101+4890301)   |                             | 50.326                      |
| 01022  | Creante comerciale si avansuri (ct.2320000+2340000+4090101+4090102+4110101+4110108+4130100+4180000+4610101-4910100-4960100),din care:  | 1.575.411                   | 1.297.956                   |
| 01023  | Creante bugetare (ct.4310100**+4310200**+4310300**+4310400**+4310500**+4310700**+4370100**+4370200**+4370300**+4420400**+4420802+4440000**+4460100**+4460200**+4480200+4610102+4610104+4630000+4640000+4650100+4650200   |                             |                             |

| COD    | DENUMIRE INDICATORI   | SOLD LA INCEPUTUL PERIOADEI | SOLD LA SFARSITUL PERIOADEI |
|--------|---|-----------------------------|-----------------------------|
| 01024  | +4660401+4660402+4660500+4660900+4810101**+4810102**+4810103**+4810900**-4970000), din care:  | 30.507.965                  | 18.418.351                  |
| 0103   | Creantele bugetului general consolidat (ct.4630000+4640000+4650100+4650200+4660401+4660402+4660500+4660900-4970000)   | 8.944.695                   | 10.582.345                  |
| 01030  | Total creante curente (rd.21+23+25+27)  | 32.191.577                  | 19.877.896                  |
| 01033  | Conturi la trezorerie, casa in lei.<br>(ct.5100000+5120101+5120501+5130101+5130301+5130302+5140101+5140301+5140302+5150101+5150103+5150301<br>+5150500+5150600+5160101+5160301+5160302+5170101+5170301+5170302<br>+5200100+5210100+5210300+5230000+5250101+5250102+5250301+5250302<br>+5250400+5260000+5270000+5280000+5290101+5290201+5290301+5290400<br>+5290901+5310101+5410101+5500101+5520000+5550101+5550400+5570101<br>+5580101+5580201+5590101+5600101+5600300+5600401+5610101+5610300<br>+5620101+5620300+5620401+5710100+5710300+5710400+5740101+5740102<br>+5740301+5740302+5740400+5750100+5750300+5750400-7700000) | 994.849                     | 2.919.666                   |
| 010331 | Dobanda de incasat,alte valori,avansuri de trezorerie<br>(ct.5180701+5320100+5320200+5320300+5320400+5320500+5320600+5320800+5420100)   | 58.081                      | 107.991                     |
| 01035  | Conturi la institutii de credit, BNR, casa in valuta (ct.5110101+5110102+5120102+5120402+5120502+5130102+5130202+5140102+5140202+5150102+5150202+5150302+5160102+5160202+5170102+5170202+5290102+5290202+5290302+5290902+5310402+5410102+5410202+5500102+5550102+5550202+5570202+5580102+5580202+5580302+5580303+5590102+5590202+5600102+5600103+5600402+5610102+5610103+5620102+5620103+5620402)   | 11.443                      | 13.713                      |
| 0104   | Total disponibilitati si alte valori (rd.33+33.1+35+35.1)   | 1.064.373                   | 3.041.370                   |
| 01042  | 6.Cheltuieli in avans (ct.4710000)  | 2.959                       | 2.848                       |
| 01045  | 7.TOTAL ACTIVE CURENTE (rd.19+30+31+40+41+41.1+42)  | 39.544.370                  | 30.154.810                  |
| 01046  | 8.TOTAL ACTIVE (rd.15+45)   | 204.020.403                 | 210.173.034                 |
| 0105   |   |                             |                             |
| 01052  | 1.Sume necurente - sume ce urmeaza a fi platite dupa o perioada mai mare de un an (ct.2690200+4010200+4030200+4040200+4050200+4280201+4620201+4620209+5090000), din care:   | 10.375                      | 8.508                       |
| 01053  | Datorii comerciale (ct.4010200+4030200+4040200+4050200+4620201)   | 2.676                       |                             |
| 01054  | 2.Imprumuturi pe termen lung (ct.1610200+1620200+1630200+1640200+1650200+1660201+1660202+1660203+1660204+1670201+1670202+1670203+1670208+1670209-1690200)   | 13.012.415                  | 11.298.129                  |
| 01055  | 3.Provizioane (ct.1510201+1510202+1510203+1510204+1510208)  | 3.618.816                   | 2.119.205                   |
| 01058  | TOTAL DATORII NECURENTE (rd.52+54+55)   | 16.641.606                  | 13.425.842                  |
| 0106   |   |                             |                             |

| COD    | DENUMIRE INDICATORI   | SOLD LA INCEPUTUL PERIOADEI | SOLD LA SFARSITUL PERIOADEI |
|--------|---|-----------------------------|-----------------------------|
| 01060  | 1.Datorii comerciale, avansuri si alte decontari (ct.2690100+4010100+4030100+4040100+4050100+4080000+4190000+4620101+4620109+4730109+4810101+4810102+4810103+4810900+4830000+4890201+5090000+5120800), din care:  | 23.347.963                  | 9.401.855                   |
| 010601 | Decontari privind incheiere executiei bugetului de stat din anul curent (ct.4890201)  | 656.528                     | 663.458                     |
| 01061  | Datorii comerciale si avansuri (ct.4010100+4030100+4040100+4050100+4080000+4190000+4620101), din care:  | 739.395                     | 815.606                     |
| 01062  | 2.Datorii catre bugete (ct.4310100+4310200+4310300+4310400+4310500+4310700+4370100+4370200+4370300+4400000+4410000+4420300+4420801+4440000+4460100+4460200+4480100+4550501+4550502+4550503+4620109+4670100+4670200+4670300+4670400+4670500+4670900+4730109+4810900),din care: | 1.498.092                   | 1.766.383                   |
| 010631 | Contributii sociale (ct.4310100+4310200+4310300+4310400+4310500+4310700+4370100+4370200+4370300)  | 1.041.034                   | 1.279.147                   |
| 0107   |   |                             |                             |
| 01072  | 6.Salariile angajatilor (ct.4210000+4230000+4260000+4270100+4270300+4280101)  | 2.065.394                   | 2.423.102                   |
| 01074  | 8.Venituri in avans (ct.4720000)  | 58.056                      | 107.960                     |
| 01075  | 9.Provizioane (ct.1510101+1510102+1510103+1510104+1510108)  | 138.411                     | 612.367                     |
| 01078  | 10.TOTAL DATORII CURENTE (rd.60+62+65+70+71+72+73+74+75)  | 27.107.916                  | 14.311.667                  |
| 01079  | 11.TOTAL DATORII (rd.58+78)   | 43.749.522                  | 27.737.509                  |
| 0108-  |   |                             |                             |
| 01080  | 12.ACTIVE NETE = TOTAL ACTIVE - TOTAL DATORII = CAPITALURI PROPRII (rd.80=rd.46-79=rd.90)   | 160.270.881                 | 182.435.525                 |
| 01084  | 1.Rezerve, fonduri (ct.1000000+1010000+1020101+1020102+1020103+1030000+1040101+1040102+1040103+1050100+1050200+1050300+1050400+1050500+1060000+1320000+1330000)   | 131.363.930                 | 151.439.561                 |
| 01085  | 2.Rezultatul reportat (ct.1170000-sold creditor)  | 22.091.154                  | 29.784.993                  |
| 01087  | 4.Rezultatul patrimonial al exercitiului (ct.1210000-sold creditor)   | 6.815.797                   | 1.210.971                   |
| 0109   |   |                             |                             |
| 01090  | 6.TOTAL CAPITALURI PROPRII (rd.84+85-86+87-88)  | 160.270.881                 | 182.435.525                 |

Conducatorul institutiei



Conducatorul compartimentului financiar- contabil

CONTUL DE REZULTAT PATRIMONIAL

pag.: 1 - lei -

| COD    | DENUMIRE INDICATORI   | An precedent | An curent  |
|--------|---|--------------|------------|
| 0200   |   |              |            |
| 02002  | 1.Venituri din impozite, taxe, contributiile de asigurari si alte venituri ale bugetelor (ct.7300100+7300200+7310100+7310200+7320100+7330000+7340000+7350100+7350200+7350300+7350400+7350500+7350600+7360100+7390000+7450100+7450200+7450300+7450400+7450500+7450900+7460100+7460200+7460300+7460900) | 41.897.315   | 50.989.453 |
| 02003  | 2.Venituri din activitati economice (ct.7210000+7220000+7510100+7510200+/-7090000)  | 18.995.805   | 20.152.171 |
| 02004  | 3.Finantari, subventii, transferuri, alocatii bugetare cu destinatie speciala (ct.7510500+7710000+7720100+7720200+7740100+7740200+7750000+7760000+7780000+7790101+7790109)  | 7.087.388    | 18.940.355 |
| 02005  | 4.Alte venituri operationale (ct.7140000+7180000+7500000++7510300+7510400+7810200+7810300+7810401+7810402+7770000)  | 2.543.861    | 8.772.326  |
| 02006  | TOTAL VENITURI OPERATIONALE (rd.02+03+04+05)  | 70.524.369   | 98.854.305 |
| 02008  | 1.Salarii si contributiile sociale aferente angajatilor (ct.6410000+6420000+6450100+6450200+6450300+6450400+6450500+6450600+6450800+6460000+6470000)  | 37.426.890   | 50.134.631 |
| 02009  | 2.Subventii si transferuri (ct.6700000+6710000+6720000+6730000+6740000+6750000+6760000+6770000+6780000+6790000)   | 10.046.846   | 10.884.822 |
| 0201   |   |              |            |
| 02010  | 3.Stocuri, consumabile, lucrari si servicii executate de terti (ct.6010000+6020100+6020200+6020300+6020400+6020500+6020600+6020700+6020800+6020900+6030000+6060000+6070000+6080000+6090000+6100000+6110000+6120000+6130000+6140000+6220000+6230000+6240100+6240200+6260000+6270000+6280000+6290100)   | 13.430.096   | 20.645.141 |
| 02011  | 4.Cheltuieli de capital, amortizari si provizioane (ct.6290200+6810100+6810200+6810300+6810401+6810402+6820101+6820109+6820200+6890100+6890200)   | 3.667.587    | 14.761.408 |
| 02012  | 5. Alte cheltuieli operationale (ct.6350000*+6350100+6540000+6580101+6580109)   | 47.479       | 90.805     |
| 02013  | TOTAL CHELTUIELI OPERATIONALE (rd.08+09+10+11+12)   | 64.618.898   | 96.516.807 |
| 02015  | - EXCEDENT (rd.06-rd.13)  | 5.905.471    | 2.337.498  |
| 02017  | IV. VENITURI FINANCIARE (ct.7630000+7640000+7650100+7650200+7660000+7670000+7680000+7690000+7860300+7860400)  | 1.924.409    | 2.748      |
| 02018  | V. CHELTUIELI FINANCIARE (ct.6630000+6640000+6650100+6650200+6660000+6670000+6680000+6690000+6860300+6860400+6860800)   | 425.000      | 554.052    |
| 0202   |   |              |            |
| 02020  | - EXCEDENT (rd.17-rd.18)  | 1.499.409    |            |
| 02021  | - DEFICIT (rd.18-rd.17)   |              | 551.304    |
| 02023  | - EXCEDENT (rd.15+20-16-21)   | 7.404.880    | 1.786.194  |
| 02025  | VIII. VENITURI EXTRAORDINARE (ct.7910000)   | 91.454       | 120.063    |
| 02026  | IX. CHELTUIELI EXTRAORDINARE (ct.6900000+6910000)   | 23.802       |            |
| 02028  | - EXCEDENT (rd.25-rd.26)  | 67.652       | 120.063    |
| 020292 | - EXCEDENT (rd.23+28-24-29)   | 7.472.532    | 1.906.257  |
| 0203   |   |              |            |

| COD   | DENUMIRE INDICATORI       | An precedent | An curent |
|-------|---------------------------|--------------|-----------|
| 02031 | - EXCEDENT (rd.29.2-29.4) | 7.472.532    | 1.906.257 |

Conducatorul institutiei

Conducatorul compartimentului  
financiar- contabil

A handwritten signature in black ink, appearing to be a stylized "R" or similar character.

## CONTUL DE EXECUTIE AL BUGETULUI LOCAL - VENITURI

Pag. 1 - lei-

| Capi-<br>tot | Sub-<br>pa-<br>ra-<br>graf | Pa-<br>pa/<br>Titlu | Ar-<br>ti-<br>col | Ali-<br>ne-<br>at | Denumire indicator  | Prevederi<br>bugetare<br>initiale |            | Prevederi<br>bugetare<br>definitive | Drepturi constatate |                        |                    | Incasari<br>realizate | Stingeri pe<br>alte cai<br>decat incasari | Drepturi<br>constatate<br>de incasat |
|--------------|----------------------------|---------------------|-------------------|-------------------|---|-----------------------------------|------------|-------------------------------------|---------------------|------------------------|--------------------|-----------------------|---|--------------------------------------|
|              |                            |                     |                   |                   |   | 1                                 | 2          |                                     | Total,<br>din care: | din anii<br>precedenti | din anul<br>curent |                       |   |                                      |
| A            |                            |                     |                   |                   | B   | 1                                 | 2          | 3=4+5                               | 4                   | 5                      | 6                  | 7                     | 8=3-6-7                                   |                                      |
| 0001         | 02                         |                     |                   |                   | TOTAL VENITURI-BUGET LOCAL  | 52.399.230                        | 66.862.330 | 67.721.795                          | 8.944.695           | 58.777.100             | 57.139.450         |                       | 10.582.345                                |                                      |
| 0002         | 02                         |                     |                   |                   | I. VENITURI CURENTE   | 50.431.300                        | 64.695.100 | 65.848.572                          | 8.912.041           | 56.936.531             | 55.294.535         |                       | 10.554.037                                |                                      |
| 0003         | 02                         |                     |                   |                   | A. VENITURI FISCALE   | 46.397.300                        | 58.978.300 | 56.662.491                          | 5.673.041           | 50.989.450             | 49.910.357         |                       | 6.752.134                                 |                                      |
| 0300         | 02                         |                     |                   |                   | A1. IMPOZIT PE VENIT, PROFIT SI<br>CASTIGURI DIN CAPITAL  | 14.112.000                        | 24.613.000 | 16.733.507                          |                     | 16.733.507             | 16.733.507         |                       |   |                                      |
| 0302         | 02                         |                     |                   |                   | A1.2 IMPOZIT PE VENIT, PROFIT SI CASTIGURI<br>DIN CAPITAL DE LA PERSOANE FIZICE<br>IMPOZIT PE VENIT<br>IMPOZIT PE VENIT | 14.112.000                        | 24.613.000 | 16.733.507                          |                     | 16.733.507             | 16.733.507         |                       |   |                                      |
| 18           |                            |                     |                   |                   | Impozitul pe veniturile din transferul<br>proprietatilor imobiliare din<br>patrimoniul personal                         | 171.000                           | 171.000    | 59.375                              |                     | 59.375                 | 59.375             |                       |   |                                      |
| 0402         |                            |                     |                   |                   | COTE SI SUME DEFALCATE DIN IMPOZITUL PE<br>VENIT  | 171.000                           | 171.000    | 59.375                              |                     | 59.375                 | 59.375             |                       |   |                                      |
| 0402         |                            |                     |                   |                   | COTE SI SUME DEFALCATE DIN IMPOZITUL PE<br>VENIT  | 13.941.000                        | 24.442.000 | 16.674.132                          |                     | 16.674.132             | 16.674.132         |                       |   |                                      |
| 0402         | 01                         |                     |                   |                   | Cote defalcate din impozitul pe venit   | 12.665.000                        | 23.158.000 | 15.390.132                          |                     | 15.390.132             | 15.390.132         |                       |   |                                      |
| 0402         | 04                         |                     |                   |                   | Sume alocate din cotele defalcate<br>din impozitul pe venit pentru<br>echilibrarea bugetelor locale                     | 1.276.000                         | 1.284.000  | 1.284.000                           |                     | 1.284.000              | 1.284.000          |                       |   |                                      |

| Capi-<br>tol | Sub-<br>capi-<br>tol | Pa-<br>ra-<br>gra-<br>ful | Ar-<br>ti-<br>col | Ali-<br>ne-<br>at | Denumire indicator   | Prevederi<br>bugetare<br>initiale | Prevederi<br>bugetare<br>definitive | Drepturi constatate |                        |                    | Incasari<br>realizate | Stingeri pe<br>alte cai<br>decat incasari | Drepturi<br>constatate<br>de incasat |
|--------------|----------------------|---------------------------|-------------------|-------------------|--|-----------------------------------|-------------------------------------|---------------------|------------------------|--------------------|-----------------------|---|--------------------------------------|
|              |                      |                           |                   |                   |  |                                   |                                     | Total,<br>din care: | din anii<br>precedenti | din anul<br>curent |                       |   |                                      |
| A            |                      |                           |                   |                   | B  | 1                                 | 2                                   | 3=4+5               | 4                      | 5                  | 6                     | 7   | 8=3-6-7                              |
| 0700         | 02                   |                           |                   |                   | A3 IMPOZITE SI TAXE PE PROPRIETATE   | 7.182.000                         | 8.592.000                           | 13.148.332          | 3.962.143              | 9.186.189          | 8.200.926             |   | 4.947.406                            |
| 0702         |                      |                           |                   |                   | IMPOZITE SI TAXE PE PROPRIETATE  |                                   |                                     |                     |                        |                    |                       |   |                                      |
|              | 01                   |                           |                   |                   | IMPOZITE SI TAXE PE PROPRIETATE  | 7.182.000                         | 8.592.000                           | 13.148.332          | 3.962.143              | 9.186.189          | 8.200.926             |   | 4.947.406                            |
|              |                      |                           |                   |                   | Impozit si taxa pe cladiri   | 5.022.000                         | 5.642.000                           | 6.690.635           | 1.658.114              | 5.032.521          | 5.530.703             |   | 1.159.932                            |
|              |                      |                           |                   |                   | Impozit pe cladiri de la persoane fizice   | 992.000                           | 1.142.000                           | 1.965.317           | 1.048.582              | 916.735            | 1.030.820             |   | 934.497                              |
|              | 01                   |                           |                   |                   | Impozit si taxa pe cladiri de la persoane juridice   | 4.030.000                         | 4.500.000                           | 4.725.318           | 609.532                | 4.115.786          | 4.499.883             |   | 225.435                              |
|              | 02                   |                           |                   |                   | Impozit si taxa pe teren   | 1.850.000                         | 2.430.000                           | 5.938.436           | 2.255.056              | 3.683.380          | 2.257.456             |   | 3.680.980                            |
|              |                      |                           |                   |                   | Impozit pe terenuri de la persoane fizice  | 1.381.000                         | 1.681.000                           | 3.437.912           | 1.825.425              | 1.612.487          | 1.509.355             |   | 1.928.357                            |
|              | 02                   |                           |                   |                   | Impozit si taxa pe teren de la persoane juridice   | 469.000                           | 749.000                             | 2.500.524           | 429.631                | 2.070.893          | 748.101               |   | 1.752.423                            |
|              | 03                   |                           |                   |                   | Taxe judiciare de timbru si alte taxe de timbru  | 124.000                           | 184.000                             | 296.560             | 48.973                 | 247.587            | 190.066               |   | 106.494                              |
|              | 50                   |                           |                   |                   | Alte impozite si taxe pe proprietate   | 186.000                           | 336.000                             | 222.701             |                        | 222.701            | 222.701               |   |                                      |
| 1000         |                      |                           |                   |                   |  |                                   |                                     |                     |                        |                    |                       |   |                                      |
| 1102         | 02                   |                           |                   |                   | A4 IMPOZITE SI TAXE PE BUNURI SI SERVICII  | 24.990.300                        | 25.571.300                          | 26.516.241          | 1.623.818              | 24.892.423         | 24.801.940            |   | 1.714.301                            |
|              |                      |                           |                   |                   | SUME DEFALCATE DIN TVA   |                                   |                                     |                     |                        |                    |                       |   |                                      |
|              | 02                   |                           |                   |                   | SUME DEFALCATE DIN TVA   | 23.990.300                        | 24.563.300                          | 23.791.074          |                        | 23.791.074         | 23.791.074            |   |                                      |
|              |                      |                           |                   |                   | Sume defalcate din taxa pe valoarea adaugata pentru finantarea cheltuielilor descentralizate la nivelul comunelor, oraselor, municipiilor, sectoarelor si Municipiului Bucuresti |                                   |                                     |                     |                        |                    |                       |   |                                      |
| 1102         | 06                   |                           |                   |                   | Sume defalcate din taxa pe valoarea adaugata   | 23.289.300                        | 23.862.300                          | 23.090.074          |                        | 23.090.074         | 23.090.074            |   |                                      |

| Capi-<br>tot | Sub-<br>capi-<br>tot | Pa-<br>ra-<br>graf | Gru-<br>pa /<br>Titlu | Ar-<br>ti-<br>col | Ali-<br>ne-<br>at | Denumire indicator   | Prevederi<br>bugetare<br>initiale | Prevederi<br>bugetare<br>definitive | Drepturi constatate    |                        |                        | Incasari<br>realizate | Singeri pe<br>alte cai<br>decat incasari | Drepturi<br>constatate<br>de incasat |                        |
|--------------|----------------------|--------------------|-----------------------|-------------------|-------------------|--|-----------------------------------|-------------------------------------|------------------------|------------------------|------------------------|-----------------------|--|--------------------------------------|------------------------|
|              |                      |                    |                       |                   |                   |  |                                   |                                     | Total,<br>din care:    | din anii<br>precedenti | din anul<br>curent     |                       |  |                                      |                        |
| A            |                      |                    |                       |                   |                   | B  | 1                                 | 2                                   | 3=4+5                  | 4                      | 5                      | 6                     | 7  | 8=3-6-7                              |                        |
|              |                      |                    |                       |                   |                   | adaugata pentru echilibrarea bugetelor locale  | 701.000                           | 701.000                             | 701.000                |                        | 701.000                | 701.000               |  |                                      |                        |
| 1502         |                      |                    |                       |                   |                   | TAXE PE SERVICII SPECIFICE   |                                   |                                     |                        |                        |                        |                       |  |                                      |                        |
|              | 01                   |                    |                       |                   |                   | TAXE PE SERVICII SPECIFICE<br>Impozit pe spectacole  | 2.000<br>2.000                    | 2.000<br>2.000                      | 1.105<br>1.105         | 71<br>71               | 1.034<br>1.034         | 1.033<br>1.033        |  |                                      | 72<br>72               |
| 1602         |                      |                    |                       |                   |                   | TAXE PE UTILIZAREA BUNURILOR,<br>AUTORIZAREA UTILIZARII BUNURILOR<br>SAU PE DESFASURAREA DE ACTIVITATI   |                                   |                                     |                        |                        |                        |                       |  |                                      |                        |
|              |                      |                    |                       |                   |                   | TAXE PE UTILIZAREA BUNURILOR,<br>AUTORIZAREA UTILIZARII BUNURILOR<br>SAU PE DESFASURAREA DE ACTIVITATI   | 909.000<br>826.000                | 1.006.000<br>1.876.000              | 2.724.062<br>2.599.802 | 1.623.147<br>1.571.853 | 1.100.315<br>1.027.949 | 1.009.833<br>885.573  |  |                                      | 1.714.229<br>1.714.229 |
| 1602         | 02                   |                    |                       |                   |                   | Impozit pe mijloacele de transport<br>Impozit pe mijloacele de transport<br>deținute de persoane fizice*)<br>Impozit pe mijloace de transport<br>deținute persoane de juridice*) | 582.000<br>244.000                | 632.000<br>244.000                  | 1.993.097<br>606.705   | 1.307.636<br>264.217   | 685.461<br>342.488     | 657.986<br>227.587    |  |                                      | 1.335.111<br>379.118   |
| 1602         | 03                   |                    |                       |                   |                   | Taxe si tarife pentru eliberarea de<br>licente si autorizatii de functionare   |                                   | 120.000                             | 118.503                | 51.894                 | 66.609                 | 118.503               |  |                                      |                        |
| 1602         | 50                   |                    |                       |                   |                   | Alte taxe pe utilizarea bunurilor,<br>autorizarea utilizarii bunurilor sau pe<br>desfasurare de activitati   | 83.000                            | 10.000                              | 5.757                  |                        | 5.757                  | 5.757                 |  |                                      |                        |
| 1200         |                      |                    |                       |                   |                   | A6. ALTE IMPOZITE SI TAXE FISCALE  | 202.000                           | 202.000                             | 264.411                | 87.080                 | 177.331                | 173.984               |  |                                      | 90.427                 |
| 1802         |                      |                    |                       |                   |                   | ALTE IMPOZITE SI TAXE FISCALE  | 202.000                           | 202.000                             | 264.411                | 87.080                 | 177.331                | 173.984               |  |                                      | 90.427                 |
|              | 50                   |                    |                       |                   |                   | ALTE IMPOZITE SI TAXE FISCALE<br>Alte impozite si taxe   | 202.000                           | 202.000                             | 264.411                | 87.080                 | 177.331                | 173.984               |  |                                      | 90.427                 |



| Capi-<br>tot | Sub-<br>capi-<br>tot | Pa-<br>ra-<br>graf | Gru-<br>pa /<br>Titlu<br>col at | Ali-<br>ne-<br>at | Denumire indicator  | Prevederi<br>bugetare<br>initiale | Prevederi<br>bugetare<br>definitive | Drepturi constatate |                        |                    | Incasari<br>realizate | Singeri pe<br>alte cai<br>decat incasari | Drepturi<br>constatate<br>de incasat |         |
|--------------|----------------------|--------------------|---------------------------------|-------------------|---|-----------------------------------|-------------------------------------|---------------------|------------------------|--------------------|-----------------------|--|--------------------------------------|---------|
|              |                      |                    |                                 |                   |   |                                   |                                     | Total,<br>din care: | din anii<br>precedenti | din anul<br>curent |                       |  |                                      |         |
| A            |                      |                    |                                 |                   |   | 1                                 | 2                                   | 4                   |                        |                    | 5                     | 6  | 7                                    | 8=3-6-7 |
| B            |                      |                    |                                 |                   |   | 3=4+5                             |                                     |                     |                        |                    |                       |  |                                      |         |
| 2900         | 02                   |                    |                                 |                   | C. VENITURI NEFISCALE   | 4.034.000                         | 5.716.800                           | 3.239.000           | 5.947.081              | 5.384.178          |                       | 3.801.903                                |                                      |         |
| 3000         | 02                   |                    |                                 |                   | C1. VENITURI DIN PROPRIETATE  | 176.000                           | 480.300                             | 442.419             | 845.241                | 484.535            |                       | 803.125                                  |                                      |         |
| 3002         | 05                   |                    |                                 |                   | VENITURI DIN PROPRIETATE  | 176.000                           | 480.300                             | 442.419             | 845.241                | 484.535            |                       | 803.125                                  |                                      |         |
|              |                      |                    |                                 |                   | Venituri din concesiuni si inchiriri  | 176.000                           | 456.000                             | 442.419             | 821.035                | 460.329            |                       | 803.125                                  |                                      |         |
|              |                      |                    |                                 |                   | Alte venituri din concesiuni si<br>inchirieri de catre institutiile publice | 176.000                           | 456.000                             | 442.419             | 821.035                | 460.329            |                       | 803.125                                  |                                      |         |
| 3002         | 08                   |                    |                                 |                   | Venituri din dividende  |                                   | 24.300                              | 24.206              | 24.206                 | 24.206             |                       |  |                                      |         |
|              |                      |                    |                                 |                   | Venituri din dividende de la alti<br>platorii                               |                                   | 24.300                              | 24.206              | 24.206                 | 24.206             |                       |  |                                      |         |
| 3300         | 02                   |                    |                                 |                   | C2. VANZARI DE BUNURI SI SERVICII   | 3.858.000                         | 5.236.500                           | 2.796.581           | 5.101.840              | 4.899.643          |                       | 2.998.778                                |                                      |         |
| 3302         |                      |                    |                                 |                   | VENITURI DIN PRESTARI DE SERVICII SI ALTE<br>ACTIVITATI                     |                                   |                                     |                     |                        |                    |                       |  |                                      |         |
| 3302         |                      |                    |                                 |                   | VENITURI DIN PRESTARI DE SERVICII SI ALTE<br>ACTIVITATI                     |                                   |                                     |                     |                        |                    |                       |  |                                      |         |
| 3302         | 08                   |                    |                                 |                   | Venituri din prestari de servicii   | 229.000                           | 229.000                             | 224.698             | 224.698                | 224.698            |                       |  |                                      |         |
| 3402         |                      |                    |                                 |                   | VENITURI DIN TAXE ADMINISTRATIVE,<br>ELIBERARI PERMISE                      | 229.000                           | 229.000                             | 224.698             | 224.698                | 224.698            |                       |  |                                      |         |
| 3402         |                      |                    |                                 |                   | VENITURI DIN TAXE ADMINISTRATIVE,<br>ELIBERARI PERMISE                      | 110.000                           | 20.000                              | 12.119              | 12.119                 | 12.119             |                       |  |                                      |         |
| 3402         | 02                   |                    |                                 |                   | Taxe extrajudiciare de timbru   | 110.000                           | 20.000                              | 12.119              | 12.119                 | 12.119             |                       |  |                                      |         |
| 3502         |                      |                    |                                 |                   | AMENZI, PENALITATI SI CONFISCARI<br>AMENZI, PENALITATI SI CONFISCARI        | 519.000                           | 987.500                             | 2.787.980           | 3.653.996              | 866.016            |                       | 2.991.170                                |                                      |         |

| Capi-<br>tol | Sub-<br>capi-<br>tol | Pa-<br>ra-<br>gra-<br>ful | Gru-<br>pa /<br>Titlu<br>col | Ali-<br>ne-<br>at | Denumire indicator  | Prevederi<br>bugetare<br>initiale | Prevederi<br>bugetare<br>definitive | Drepturi constatate |                        |                    | Incasari<br>realizate | Stingeri pe<br>alte cai<br>decat incasari | Drepturi<br>constatate<br>de incasat |
|--------------|----------------------|---------------------------|------------------------------|-------------------|---|-----------------------------------|-------------------------------------|---------------------|------------------------|--------------------|-----------------------|---|--------------------------------------|
|              |                      |                           |                              |                   |   |                                   |                                     | Total,<br>din care: | din anii<br>precedenti | din anul<br>curent |                       |   |                                      |
| A            |                      |                           |                              |                   |   | 1                                 | 2                                   | 3=4+5               | 4                      | 5                  | 6                     | 7   | 8=3-6-7                              |
| 3502         | 01                   |                           |                              |                   | B<br>Venituri din amenzi si alte sanctiuni aplicate potrivit dispozitiilor legale                                       | 519.000                           | 987.500                             | 3.653.996           | 2.787.980              | 866.016            | 662.826               |   | 2.991.170                            |
| 3502         | 01                   | 02                        |                              |                   | Venituri din amenzi si alte sanctiuni aplicate de catre alte institutii de specialitate                                 | 519.000                           | 987.500                             | 3.653.996           | 2.787.980              | 866.016            | 662.826               |   | 2.991.170                            |
| 3602         |                      |                           |                              |                   | DIVERSE VENITURI  |                                   |                                     |                     |                        |                    |                       |   |                                      |
|              | 11                   |                           |                              |                   | DIVERSE VENITURI  | 3.000.000                         | 4.000.000                           | 4.007.608           | 8.601                  | 3.999.007          | 4.000.000             |   | 7.608                                |
|              | 50                   |                           |                              |                   | Venituri din ajutoare de stat recuperate  |                                   |                                     | 7.608               | 8.601                  | -993               |                       |   | 7.608                                |
|              |                      |                           |                              |                   | Alte venituri   | 3.000.000                         | 4.000.000                           | 4.000.000           |                        | -4.000.000         | 4.000.000             |   | 7.608                                |
| 3702         |                      |                           |                              |                   | TRANSFERURI VOLUNTARE. ALTELE DECAT SUBVENTIILE   |                                   |                                     |                     |                        |                    |                       |   |                                      |
| 3702         | 03                   |                           |                              |                   | Varsaminte din sectiunea de functionare pentru finantarea sectiunii de dezvoltare a bugetului local(cu semnul minus)    | -7.716.500                        | -16.719.500                         | -8.137.642          |                        | -8.137.642         | -8.137.642            |   |                                      |
| 3702         | 04                   |                           |                              |                   | Varsaminte din sectiunea de functionare   | 7.716.500                         | 16.719.500                          | 8.137.642           |                        | 8.137.642          | 8.137.642             |   |                                      |
| 3900         |                      |                           |                              |                   |   |                                   |                                     |                     |                        |                    |                       |   |                                      |
| 3902         | 02                   |                           |                              |                   | II. VENITURI DIN CAPITAL  |                                   | 104.000                             | 149.948             | 32.654                 | 117.294            | 121.640               |   | 28.308                               |
|              |                      |                           |                              |                   | VENITURI DIN VALORIFICAREA UNOR BUNURI  |                                   |                                     |                     |                        |                    |                       |   |                                      |
|              | 03                   |                           |                              |                   | VENITURI DIN VALORIFICAREA UNOR BUNURI  |                                   | 104.000                             | 149.948             | 32.654                 | 117.294            | 121.640               |   | 28.308                               |
|              |                      |                           |                              |                   | Venituri din vanzarea locuintelor construite din fondurile statului   |                                   |                                     |                     |                        |                    |                       |   |                                      |
| 3902         | 07                   |                           |                              |                   | Venituri din vanzarea unor bunuri aparținând domeniului privat al statului sau al unitatilor administrative teritoriale |                                   |                                     | 32.381              | 32.381                 |                    | 4.073                 |   | 28.308                               |
| 4100         |                      |                           |                              |                   |   |                                   | 104.000                             | 117.567             | 273                    | 117.294            | 117.567               |   |                                      |

| Capi-<br>tol | Sub-<br>capi-<br>tol | Pa-<br>ra-<br>gra-<br>ful<br>graf | Ar-<br>ti-<br>col | Ali-<br>ne-<br>at | Denumire indicator  | Prevederi<br>bugetare<br>initiale | Prevederi<br>bugetare<br>definitive | Drepturi constatate |                        |                    | Incasari<br>realizate | Stingeri pe<br>alte cai<br>decat incasari | Drepturi<br>constatate<br>de incasat |
|--------------|----------------------|-----------------------------------|-------------------|-------------------|---|-----------------------------------|-------------------------------------|---------------------|------------------------|--------------------|-----------------------|---|--------------------------------------|
|              |                      |                                   |                   |                   |   |                                   |                                     | Total,<br>din care: | din anii<br>precedenti | din anul<br>curent |                       |   |                                      |
| A            |                      |                                   |                   |                   | B   | I                                 | 2                                   | 3=4+5               | 4                      | 5                  | 6                     | 7   | 8=3-6-7                              |
| 4100         | 02                   |                                   |                   |                   | IV. SUBVENTII   | 1.967.930                         | 2.063.230                           | 1.723.275           |                        | 1.723.275          | 1.723.275             |   | 8=3-6-7                              |
| 4200         | 02                   |                                   |                   |                   | SUBVENTII DE LA ALTE NIVELE ALE<br>ADMINISTRATIEI PUBLICE   | 1.967.930                         | 2.063.230                           | 1.723.275           |                        | 1.723.275          | 1.723.275             |   |                                      |
| 4202         |                      |                                   |                   |                   | SUBVENTII DE LA BUGETUL DE STAT   | 241.000                           | 257.500                             | 113.514             |                        | 113.514            | 113.514               |   |                                      |
| 05           |                      |                                   |                   |                   | Planuri si regulamente de urbanism  |                                   | 16.500                              | 16.303              |                        | 16.303             | 16.303                |   |                                      |
| 34           |                      |                                   |                   |                   | Subventii pentru acordarea ajutorului<br>pentru incalzirea locuintii cu lemne,<br>carbuni, combustibili petrolieri  | 58.000                            | 58.000                              | 14.329              |                        | 14.329             | 14.329                |   |                                      |
| 4202         | 41                   |                                   |                   |                   | Subventii de la bugetul de stat pentru<br>finantarea sanataii   | 183.000                           | 183.000                             | 82.882              |                        | 82.882             | 82.882                |   |                                      |
| 4302         |                      |                                   |                   |                   | SUBVENTII DE LA ALTE ADMINISTRATII  | 1.726.930                         | 1.805.730                           | 1.609.761           |                        | 1.609.761          | 1.609.761             |   |                                      |
| 23           |                      |                                   |                   |                   | SUBVENTII DE LA ALTE ADMINISTRATII<br>Subventii primite din bugetul judetului<br>pentru clasele de invatamant special<br>organizate in cadrul unitatilor de<br>invatamant de masa | 1.591.930                         | 1.670.730                           | 1.609.761           |                        | 1.609.761          | 1.609.761             |   |                                      |
| 4302         | 34                   |                                   |                   |                   | Sume alocate din bugetul ANCPPI pentru<br>finantarea lucrarilor de inregistrare<br>sistemica din cadrul Programului<br>national de cadastru si carte funciara                     | 135.000                           | 135.000                             |                     |                        |                    |                       |   |                                      |

## CONTUL DE EXECUTIE AL BUGETULUI LOCAL - CHELTUIELI

| Capi-<br>totol | Sub-<br>capi-<br>totol | Pa-<br>ra-<br>graf | Gru-<br>pa /<br>Titlu<br>col<br>at | Ali-<br>ne-<br>at | Denumire indicator   | Credite de<br>angajament | Credite bugetare |            | Angajamente<br>bugetare | Angajamente<br>legale | Plati<br>efectuate | Angajamente<br>legale<br>de platit | Cheltuieli<br>efective |
|----------------|------------------------|--------------------|------------------------------------|-------------------|--|--------------------------|------------------|------------|-------------------------|-----------------------|--------------------|------------------------------------|------------------------|
|                |                        |                    |                                    |                   |  |                          | Initiale         | definitive |                         |                       |                    |                                    |                        |
| A              |                        |                    |                                    |                   | B  | 1                        | 2                | 3          | 4                       | 5                     | 6                  | 7=5-6                              | 8                      |
| 5002           |                        |                    |                                    |                   | TOTAL CHELTUIELI   |                          |                  |            |                         |                       |                    |                                    |                        |
| 5100           |                        |                    |                                    |                   | TOTAL CHELTUIELI   | 570.000                  | 52.624.230       | 67.087.330 | 55.011.333              | 55.336.303            | 54.885.340         | 450.963                            | 54.681.796             |
| 5102           | 02                     |                    |                                    |                   | Partea I-a SERVICII PUBLICE GENERALE<br>AUTORITATI PUBLICE SI ACTIUNI EXTERNE                |                          | 5.050.000        | 7.665.500  | 6.399.357               | 6.399.357             | 6.324.895          | 74.462                             | 7.907.340              |
| 5102           | 01                     |                    |                                    |                   | AUTORITATI PUBLICE SI ACTIUNI EXTERNE<br>Autoritati executive si legislative                 |                          | 4.078.000        | 6.678.000  | 5.520.024               | 5.520.024             | 5.445.562          | 74.462                             | 7.019.021              |
| 5402           | 03                     |                    |                                    |                   | Autoritati executive   |                          | 4.078.000        | 6.678.000  | 5.520.024               | 5.520.024             | 5.445.562          | 74.462                             | 7.019.021              |
| 5402           | 10                     |                    |                                    |                   | ALTE SERVICII PUBLICE GENERALE   |                          | 4.078.000        | 6.678.000  | 5.520.024               | 5.520.024             | 5.445.562          | 74.462                             | 7.019.021              |
| 5502           |                        |                    |                                    |                   | ALTE SERVICII PUBLICE GENERALE<br>Servicii publice comunitare de<br>evidenta si persoaneilor |                          | 247.000          | 262.500    | 247.133                 | 247.133               | 247.133            |                                    | 256.119                |
| 5502           |                        |                    |                                    |                   | TRANZACTII PRIVIND DATORIA PUBLICA SI<br>IMPRUMUTURI   |                          | 247.000          | 262.500    | 247.133                 | 247.133               | 247.133            |                                    | 256.119                |
| 6000           |                        |                    |                                    |                   | TRANZACTII PRIVIND DATORIA PUBLICA SI<br>IMPRUMUTURI   |                          | 725.000          | 725.000    | 632.200                 | 632.200               | 632.200            |                                    | 632.200                |
| 6102           | 02                     |                    |                                    |                   | Partea II-a APARARE, ORDINE PUBLICA SI<br>SIGURANTA NATIONALA                                |                          | 752.000          | 874.000    | 757.065                 | 757.065               | 757.065            |                                    | 795.408                |
| 6102           | 03                     |                    |                                    |                   | ORDINE PUBLICA SI SIGURANTA NATIONALA  |                          | 752.000          | 874.000    | 757.065                 | 757.065               | 757.065            |                                    | 795.408                |
| 6102           | 04                     |                    |                                    |                   | Ordine publica   |                          | 673.000          | 795.000    | 713.208                 | 713.208               | 713.208            |                                    | 747.928                |
| 6102           | 05                     |                    |                                    |                   | Politie comunitara   |                          | 673.000          | 795.000    | 713.208                 | 713.208               | 713.208            |                                    | 747.928                |
|                |                        |                    |                                    |                   | Protectie civila si protectia contra<br>incendiilor (protectie civila<br>nonmilitara)        |                          |                  |            |                         |                       |                    |                                    |                        |
|                |                        |                    |                                    |                   |  |                          | 79.000           | 79.000     | 43.857                  | 43.857                | 43.857             |                                    | 47.400                 |

| Capi-<br>tot | Sub-<br>capi-<br>tot | Pa-<br>ra-<br>graf | Ar-<br>ti-<br>col | Alif-<br>nc-<br>at | Denumire indicator                       | Credite de<br>angajament | Credite bugetare |            | Angajamente<br>bugetare | Angajamente<br>legale | Plati<br>efectuate | Angajamente<br>legale<br>de platit | Cheltuieli<br>efective |
|--------------|----------------------|--------------------|-------------------|--------------------|--|--------------------------|------------------|------------|-------------------------|-----------------------|--------------------|------------------------------------|------------------------|
|              |                      |                    |                   |                    |  |                          | initiale         | definitive |                         |                       |                    |                                    |                        |
| A            |                      |                    |                   |                    | B  | 1                        | 2                | 3          | 4                       | 5                     | 6                  | 7=5-6                              | 8                      |
| 6500         | 02                   |                    |                   |                    | Partea III-a CHELTUIELI SOCIAL-CULTURALE |                          |                  |            |                         |                       |                    |                                    |                        |
| 6502         |                      |                    |                   |                    | INVATAMANT                               |                          | 37.915.230       | 42.169.030 | 38.577.798              | 38.577.798            | 38.576.761         | 1.037                              | 37.569.531             |
|              | 03                   |                    |                   |                    | INVATAMANT                               |                          | 22.012.750       | 24.233.550 | 23.466.983              | 23.466.983            | 23.466.983         |                                    | 23.283.665             |
|              |                      | 01                 |                   |                    | Invatamant prescolar si primar           |                          | 6.082.030        | 6.735.340  | 6.360.183               | 6.360.183             | 6.360.183          |                                    | 6.245.665              |
|              |                      | 02                 |                   |                    | Invatamant prescolar                     |                          | 2.713.940        | 3.203.510  | 2.853.413               | 2.853.413             | 2.853.413          |                                    | 2.730.795              |
|              |                      | 04                 |                   |                    | Invatamant primar                        |                          | 3.368.090        | 3.531.830  | 3.506.770               | 3.506.770             | 3.506.770          |                                    | 3.514.870              |
|              |                      |                    |                   |                    | Invatamant secundar                      |                          | 13.557.570       | 15.342.260 | 15.100.360              | 15.100.360            | 15.100.360         |                                    | 15.006.850             |
|              |                      | 01                 |                   |                    | Invatamant secundar inferior             |                          | 4.841.370        | 5.614.090  | 5.568.620               | 5.568.620             | 5.568.620          |                                    | 5.649.941              |
|              |                      | 02                 |                   |                    | Invatamant secundar superior             |                          | 7.491.990        | 8.442.570  | 8.247.879               | 8.247.879             | 8.247.879          |                                    | 8.015.331              |
|              |                      | 03                 |                   |                    | Invatamant profesional                   |                          | 1.224.210        | 1.285.640  | 1.283.861               | 1.283.861             | 1.283.861          |                                    | 1.341.578              |
|              | 07                   |                    |                   |                    | Invatamant nedefinitibil prin nivel      |                          | 2.198.150        | 2.132.950  | 1.988.340               | 1.988.340             | 1.988.340          |                                    | 2.013.050              |
|              |                      | 04                 |                   |                    | Invatamant special                       |                          | 2.198.150        | 2.132.950  | 1.988.340               | 1.988.340             | 1.988.340          |                                    | 2.013.050              |
|              | 50                   |                    |                   |                    | Alte cheltuieli in domeniul              |                          |                  |            |                         |                       |                    |                                    |                        |
|              |                      |                    |                   |                    | invatamantului                           |                          | 175.000          | 23.000     | 18.100                  | 18.100                | 18.100             |                                    | 18.100                 |
| 6602         |                      |                    |                   |                    | SANATATE                                 |                          | 1.170.000        | 1.447.000  | 1.408.244               | 1.408.244             | 1.408.244          |                                    | 1.408.815              |
|              | 06                   |                    |                   |                    | SANATATE                                 |                          |                  |            |                         |                       |                    |                                    |                        |
|              |                      |                    |                   |                    | Servicii medicale in unitati sanitare    |                          |                  |            |                         |                       |                    |                                    |                        |
|              |                      |                    |                   |                    | cu paturi                                |                          |                  |            |                         |                       |                    |                                    |                        |
| 6602         | 06                   | 01                 |                   |                    | Spitale generale                         |                          | 800.000          | 1.100.000  | 1.099.990               | 1.099.990             | 1.099.990          |                                    | 1.099.990              |
|              |                      | 08                 |                   |                    | Servicii de sanatate publica             |                          | 800.000          | 1.100.000  | 1.099.990               | 1.099.990             | 1.099.990          |                                    | 1.099.990              |
| 6702         |                      |                    |                   |                    | CULTURA, RECREERE SI RELIGIE             |                          | 370.000          | 347.000    | 308.254                 | 308.254               | 308.254            |                                    | 308.825                |
|              |                      |                    |                   |                    | CULTURA, RECREERE SI RELIGIE             |                          |                  |            |                         |                       |                    |                                    |                        |
|              | 03                   |                    |                   |                    | Servicii culturale                       |                          | 10.416.480       | 12.512.980 | 10.210.283              | 10.210.283            | 10.209.246         | 1.037                              | 9.374.401              |
|              |                      |                    |                   |                    | Biblioteci publice comunale, orasenesti, |                          | 534.000          | 538.500    | 400.770                 | 400.770               | 400.770            |                                    | 469.653                |
|              |                      | 02                 |                   |                    | municipale                               |                          | 166.000          | 160.500    | 129.075                 | 129.075               | 129.075            |                                    | 137.422                |

| Capi-<br>tol | Sub-<br>capi-<br>tol | Pa-<br>ra-<br>graf | Gru-<br>pa /<br>Titlu | Al-<br>ne-<br>at | Denumire indicator  | Credite de<br>angajament | Credite bugetare |            | Angajamente<br>bugetare | Angajamente<br>legale | Plati<br>efectuate | Angajamente<br>legale<br>de platit | Cheltuieli<br>efective |
|--------------|----------------------|--------------------|-----------------------|------------------|---|--------------------------|------------------|------------|-------------------------|-----------------------|--------------------|------------------------------------|------------------------|
|              |                      |                    |                       |                  |   |                          | initiale         | definitive |                         |                       |                    |                                    |                        |
| A            |                      |                    |                       |                  | B   | 1                        | 2                | 3          | 4                       | 5                     | 6                  | 7=5-6                              | 8                      |
| 6702         | 03                   | 03                 |                       |                  | Muzee   |                          | 157.000          | 168.000    | 142.836                 | 142.836               | 142.836            |                                    | 156.462                |
|              | 07                   |                    |                       |                  | Camere culturale  |                          | 104.000          | 99.000     | 47.855                  | 47.855                | 47.855             |                                    | 94.765                 |
|              | 30                   |                    |                       |                  | Alte servicii culturale   |                          | 107.000          | 111.000    | 81.004                  | 81.004                | 81.004             |                                    | 81.004                 |
|              | 05                   |                    |                       |                  | Servicii recreative si sportive   |                          | 9.333.000        | 10.974.000 | 9.092.801               | 9.092.801             | 9.092.801          |                                    | 8.213.657              |
|              | 01                   |                    |                       |                  | Sport   |                          | 3.805.000        | 4.041.000  | 3.619.321               | 3.619.321             | 3.619.321          |                                    | 3.214.759              |
|              | 03                   |                    |                       |                  | Intretinere gradini publice, parcuri<br>zone verzi, baze sportive si de agrement                                  |                          | 5.527.000        | 6.933.000  | 5.473.480               | 5.473.480             | 5.473.480          |                                    | 4.998.898              |
| 6702         | 06                   |                    |                       |                  | Servicii religioase   |                          | 300.000          | 450.000    | 261.912                 | 261.912               | 261.912            |                                    | 261.912                |
|              | 50                   |                    |                       |                  | Alte servicii in domeniul culturii,<br>recrearii si religiei  |                          | 250.480          | 550.480    | 454.800                 | 454.800               | 454.763            | 1.037                              | 429.179                |
| 6802         |                      |                    |                       |                  | ASIGURARI SI ASISTENTA SOCIALA  |                          |                  |            |                         |                       |                    |                                    |                        |
|              | 04                   |                    |                       |                  | ASIGURARI SI ASISTENTA SOCIALA  |                          | 4.316.000        | 3.975.500  | 3.492.288               | 3.492.288             | 3.492.288          |                                    | 3.502.650              |
|              | 05                   |                    |                       |                  | Asistenta acordata persoanelor in varsta<br>Asistenta sociala in caz de boli si<br>invaliditati                   |                          | 545.000          | 545.000    | 526.121                 | 526.121               | 526.121            |                                    | 516.705                |
| 6802         | 05                   | 02                 |                       |                  | Asistenta sociala in caz de invaliditate  |                          | 3.127.000        | 2.700.000  | 2.381.875               | 2.381.875             | 2.381.875          |                                    | 2.394.325              |
|              | 15                   |                    |                       |                  | Prevenirea excluderii sociale   |                          | 3.127.000        | 2.700.000  | 2.381.875               | 2.381.875             | 2.381.875          |                                    | 2.394.325              |
|              | 01                   |                    |                       |                  | Ajutor social   |                          | 198.000          | 208.000    | 92.770                  | 92.770                | 92.770             |                                    | 92.770                 |
|              | 50                   |                    |                       |                  | Alte cheltuieli in domeniul asigurarilor<br>si asistentei sociale   |                          | 198.000          | 208.000    | 92.770                  | 92.770                | 92.770             |                                    | 92.770                 |
| 6802         | 50                   | 50                 |                       |                  | Alte cheltuieli in domeniul asistentei<br>sociale   |                          | 446.000          | 522.500    | 491.522                 | 491.522               | 491.522            |                                    | 504.850                |
| 7000         |                      |                    |                       |                  |   |                          | 446.000          | 522.500    | 491.522                 | 491.522               | 491.522            |                                    | 504.850                |
| 7002         |                      |                    |                       |                  | Partea IV-a SERVICII SI DEZVOLTARE<br>PUBLICA, LOCUINTE, MEDIU SI APE<br>LOCUINTE, SERVICII SI DEZVOLTARE PUBLICA | 570.000                  | 1.410.000        | 2.761.500  | 2.176.421               | 2.501.391             | 2.176.421          | 324.970                            | 1.952.664              |

| Capi-<br>tol | Sub-<br>capi-<br>tol | Pa-<br>ra-<br>gra-<br>ful | Gru-<br>pa /<br>Titlu | Ali-<br>ne-<br>at | Denumire indicator                          | Credite de<br>angajament | Credite bugetare |            | Angajamente<br>bugetare | Angajamente<br>legale | Plati<br>efectuate | Angajamente<br>legale<br>de platit | Cheltuieli<br>efective |
|--------------|----------------------|---------------------------|-----------------------|-------------------|---|--------------------------|------------------|------------|-------------------------|-----------------------|--------------------|------------------------------------|------------------------|
|              |                      |                           |                       |                   |   |                          | initiale         | definitive |                         |                       |                    |                                    |                        |
| A            |                      |                           |                       |                   | B   | 1                        | 2                | 3          | 4                       | 5                     | 6                  | 7=5-6                              | 8                      |
| 7002         | 05                   |                           |                       |                   | LOCUINTE, SERVICII SI DEZVOLTARE PUBLICA    | 570.000                  | 910.000          | 1.818.000  | 1.297.736               | 1.622.706             | 1.297.736          | 324.970                            | 1.131.953              |
|              |                      | 01                        |                       |                   | Alimentare cu apa si amenajari hidrotehnice |                          | 130.000          | 148.000    | 72.196                  | 72.196                | 72.196             |                                    | 115.755                |
|              |                      | 06                        |                       |                   | Alimentare cu apa                           |                          | 130.000          | 148.000    | 72.196                  | 72.196                | 72.196             |                                    | 115.755                |
|              |                      | 07                        |                       |                   | Iluminat public si electrificari            | 570.000                  | 780.000          | 1.470.000  | 1.159.267               | 1.484.237             | 1.159.267          | 324.970                            | 937.215                |
| 7402         |                      |                           |                       |                   | Alimentare cu gaze naturale in localitati   |                          |                  | 200.000    | 66.273                  | 66.273                | 66.273             |                                    | 78.983                 |
|              |                      |                           |                       |                   | PROTECTIA MEDIULUI                          |                          |                  |            |                         |                       |                    |                                    |                        |
|              |                      |                           |                       |                   | PROTECTIA MEDIULUI                          |                          | 500.000          | 943.500    | 878.685                 | 878.685               | 878.685            |                                    | 820.711                |
|              |                      | 05                        |                       |                   | Salubritate si gestiunea deseurilor         |                          | 500.000          | 900.000    | 835.583                 | 835.583               | 835.583            |                                    | 806.626                |
|              |                      | 01                        |                       |                   | Salubritate                                 |                          | 500.000          | 900.000    | 835.583                 | 835.583               | 835.583            |                                    | 806.626                |
|              |                      | 06                        |                       |                   | Canalizarea si tratarea apelor reziduale    |                          |                  | 43.500     | 43.102                  | 43.102                | 43.102             |                                    | 14.085                 |
| 8000         |                      |                           |                       |                   | Partea V-a ACTIUNI ECONOMICE                |                          | 7.497.000        | 13.617.300 | 7.100.692               | 7.100.692             | 7.050.198          | 50.494                             | 6.456.853              |
| 8402         |                      |                           |                       |                   | TRANSPORTURI                                |                          |                  |            |                         |                       |                    |                                    |                        |
|              |                      |                           |                       |                   | TRANSPORTURI                                |                          | 7.497.000        | 13.617.300 | 7.100.692               | 7.100.692             | 7.050.198          | 50.494                             | 6.456.853              |
|              |                      |                           |                       |                   | Transport rutier                            |                          | 7.497.000        | 13.617.300 | 7.100.692               | 7.100.692             | 7.050.198          | 50.494                             | 6.456.853              |
|              |                      |                           |                       | 01                | Drumuri si poduri                           |                          | 1.496.500        | 444.500    | 440.319                 | 440.319               | 440.319            |                                    |                        |
|              |                      |                           |                       | 03                | Strazi                                      |                          | 6.000.500        | 13.172.800 | 6.660.373               | 6.660.373             | 6.609.879          | 50.494                             | 6.456.853              |





| Capi-<br>tol | Sub-<br>capi-<br>tol | Pa-<br>ra-<br>graf | Gr-<br>pu /<br>Titlu | Ar-<br>ti-<br>col | Al-<br>ne-<br>at | Denumire indicator  | Credite de angajament |           | Credite bugetare |           | Angajamente<br>legale | Plati<br>efectuate | Angajamente<br>legale<br>de platit | Cheltuieli<br>efective |
|--------------|----------------------|--------------------|----------------------|-------------------|------------------|---|-----------------------|-----------|------------------|-----------|-----------------------|--------------------|------------------------------------|------------------------|
|              |                      |                    |                      |                   |                  |   | 1                     | 2         | 3                | 4         |                       |                    |                                    |                        |
| A            |                      |                    |                      |                   |                  | B   |                       |           |                  |           |                       |                    |                                    |                        |
| 5102         |                      |                    | 01                   |                   |                  | AUTORITATI PUBLICE SI ACTIUNI EXTERNE                                   |                       |           |                  |           |                       |                    |                                    |                        |
|              |                      |                    | 10                   |                   |                  | CHELTUIELI CURENTE  | 4.078.000             | 6.678.000 | 5.520.024        | 5.520.024 | 5.520.024             | 5.445.562          | 74.462                             | 7.019.021              |
|              |                      |                    | 10                   |                   |                  | TITLUL I CHELTUIELI DE PERSONAL   | 3.350.000             | 4.813.300 | 4.235.188        | 4.235.188 | 4.235.188             | 4.160.726          | 74.462                             | 4.236.014              |
|              |                      |                    | 10                   | 01                |                  | Cheltuieli salariale in bani  | 2.117.000             | 2.657.500 | 2.609.905        | 2.609.905 | 2.609.905             | 2.609.905          |                                    | 2.733.634              |
|              |                      |                    | 10                   | 01                | 01               | Salarii de baza   | 1.690.000             | 2.173.000 | 2.131.257        | 2.131.257 | 2.131.257             | 2.131.257          |                                    | 2.229.126              |
|              |                      |                    | 10                   | 01                | 06               | Alte sporuri  | 1.170.000             | 1.694.000 | 1.694.000        | 1.694.000 | 1.694.000             | 1.694.000          |                                    | 1.784.879              |
|              |                      |                    | 10                   | 01                | 12               | Indemnizatii platite unor persoane din afara unitatii                   | 200.000               | 109.000   | 108.327          | 108.327   | 108.327               | 108.327            |                                    | 96.506                 |
| 5102         |                      |                    | 10                   | 01                | 13               | Indemnizatii de delegare  | 165.000               | 175.000   | 174.529          | 174.529   | 174.529               | 174.529            |                                    | 181.150                |
|              |                      |                    | 10                   | 01                | 30               | Alte drepturi salariale in bani   | 35.000                | 35.000    | 6.448            | 6.448     | 6.448                 | 6.448              |                                    | 6.448                  |
|              |                      |                    | 10                   | 03                |                  | Contributii   | 120.000               | 160.000   | 147.953          | 147.953   | 147.953               | 147.953            |                                    | 160.143                |
|              |                      |                    | 10                   | 03                | 01               | Contributii de asigurari sociale de stat                                | 427.000               | 484.500   | 478.648          | 478.648   | 478.648               | 478.648            |                                    | 504.508                |
| 5102         |                      |                    | 10                   | 03                | 02               | Contributii de asigurari de somaj                                       | 297.000               | 337.000   | 337.000          | 337.000   | 337.000               | 337.000            |                                    | 353.401                |
|              |                      |                    | 10                   | 03                | 03               | Contributii de asigurari sociale de sanatate                            | 9.000                 | 11.000    | 10.540           | 10.540    | 10.540                | 10.540             |                                    | 11.062                 |
| 5102         |                      |                    | 10                   | 03                | 04               | Contributii de asigurari pentru accidente de munca si boli profesionale | 99.000                | 111.500   | 110.613          | 110.613   | 110.613               | 110.613            |                                    | 117.125                |
| 5102         |                      |                    | 10                   | 03                | 06               | Contributii pentru concedii si indemnizatii                             | 4.000                 | 4.000     | 3.198            | 3.198     | 3.198                 | 3.198              |                                    | 3.352                  |
| 5102         |                      |                    | 20                   |                   |                  | TITLUL II BUNURI SI SERVICII  | 18.000                | 21.000    | 17.297           | 17.297    | 17.297                | 17.297             |                                    | 19.568                 |
|              |                      |                    | 20                   | 01                |                  | Bunuri si servicii  | 1.033.000             | 1.955.800 | 1.625.283        | 1.625.283 | 1.625.283             | 1.550.821          | 74.462                             | 1.488.405              |
|              |                      |                    | 20                   | 01                | 01               | Furnituri de birou  | 548.000               | 1.011.000 | 849.405          | 849.405   | 849.405               | 798.963            | 50.442                             | 822.696                |
|              |                      |                    | 20                   | 01                | 02               | Materiale pentru curatenie  | 29.000                | 27.000    | 25.725           | 25.725    | 25.725                | 25.725             |                                    | 25.725                 |
|              |                      |                    | 20                   | 01                | 03               | Incalzit, iluminat si forta motrica                                     | 14.000                | 16.000    | 15.712           | 15.712    | 15.712                | 15.712             |                                    | 15.712                 |
|              |                      |                    | 20                   | 01                | 04               | Apa, canal si salubritate   | 143.000               | 291.000   | 202.576          | 202.576   | 202.576               | 174.326            | 28.250                             | 194.062                |
|              |                      |                    |                      |                   |                  |   | 100.000               | 110.000   | 100.836          | 100.836   | 100.836               | 96.361             | 4.475                              | 98.470                 |


| Capi-<br>toł | Sub-<br>capitol<br>graf | Pa-<br>ra-<br>graf | Gru-<br>pa/<br>Titlu | Ar-<br>ti-<br>col | Alf-<br>ne-<br>at | Denumire indicator  | Credite de<br>angajament | Credite bugetare |            | Angajamente<br>bugetare | Angajamente<br>legale | Plati<br>efectuate | Angajamente<br>legale<br>de platit | Cheftuieți<br>efective |
|--------------|-------------------------|--------------------|----------------------|-------------------|-------------------|---|--------------------------|------------------|------------|-------------------------|-----------------------|--------------------|------------------------------------|------------------------|
|              |                         |                    |                      |                   |                   |   |                          | initiale         | definitive |                         |                       |                    |                                    |                        |
| A            |                         |                    |                      |                   |                   | B   | 1                        | 2                | 3          | 4                       | 5                     | 6                  | 7=5-6                              | 8                      |
| 5102         |                         | 20                 | 01                   | 05                |                   | Carburanti si lubrifianti   |                          | 29.000           | 49.000     | 45.138                  | 45.138                | 37.824             | 7.314                              | 37.297                 |
|              |                         | 20                 | 01                   | 06                |                   | Piese de schimb   |                          | 5.000            | 5.000      | 4.905                   | 4.905                 | 4.905              |                                    | 5.260                  |
|              |                         | 20                 | 01                   | 08                |                   | Posta, telecomunicatii, radio, tv,<br>internet                                |                          | 52.000           | 67.000     | 66.886                  | 66.886                | 65.681             | 1.205                              | 65.692                 |
| 5102         |                         | 20                 | 01                   | 09                |                   | Maternale si prestari de servicii cu<br>caracter functional                   |                          | 176.000          | 446.000    | 387.627                 | 387.627               | 378.429            | 9.198                              | 380.478                |
|              |                         | 20                 | 02                   |                   |                   | Reparatii curente   |                          | 25.000           | 95.000     | 43.166                  | 43.166                | 43.166             |                                    | 43.166                 |
|              |                         | 20                 | 05                   |                   |                   | Bunuri de natura obiectelor de inventar                                       |                          | 20.000           | 140.000    | 104.239                 | 104.239               | 104.239            |                                    | 43.166                 |
|              |                         | 20                 | 05                   | 30                |                   | Alte obiecte de inventar  |                          | 20.000           | 140.000    | 104.239                 | 104.239               | 104.239            |                                    | 43.166                 |
|              |                         | 20                 | 06                   |                   |                   | Deplasari, detasari, transferari  |                          | 45.000           | 55.000     | 38.868                  | 38.868                | 38.868             |                                    | 38.868                 |
|              |                         | 20                 | 06                   | 01                |                   | Deplasari interne, detasari, transferari                                      |                          | 10.000           | 10.000     | 4.055                   | 4.055                 | 4.055              |                                    | 4.055                  |
|              |                         | 20                 | 06                   | 02                |                   | Deplasari in strainatate  |                          | 35.000           | 45.000     | 34.813                  | 34.813                | 34.813             |                                    | 34.813                 |
|              |                         | 20                 | 11                   |                   |                   | Carti, publicatii si materiale<br>documentare                                 |                          | 5.000            | 5.000      | 1.211                   | 1.211                 | 1.211              |                                    | 1.211                  |
| 5102         |                         | 20                 | 13                   |                   |                   | Pregatire profesionala  |                          | 10.000           | 10.000     | 2.400                   | 2.400                 | 2.400              |                                    | 2.400                  |
|              |                         | 20                 | 30                   |                   |                   | Alte cheltuieli   |                          | 380.000          | 639.800    | 585.994                 | 585.994               | 561.974            | 24.020                             | 580.064                |
|              |                         | 20                 | 30                   | 02                |                   | Protocol si reprezentare  |                          | 5.000            | 15.000     | 6.001                   | 6.001                 | 6.001              |                                    | 6.537                  |
|              |                         | 20                 | 30                   | 04                |                   | Chirii  |                          | 5.000            | 5.000      | 3.869                   | 3.869                 | 3.869              |                                    | 3.869                  |
|              |                         | 20                 | 30                   | 30                |                   | Alte cheltuieli cu bunuri si servicii   |                          | 370.000          | 619.800    | 576.124                 | 576.124               | 552.104            | 24.020                             | 569.658                |
|              |                         | 56                 |                      |                   |                   | TITLUL VIII PROIECTE CU FINANTARE DIN<br>FONDURI EXTERNE NERAMBURSABILE (FEN) |                          |                  |            |                         |                       |                    |                                    |                        |
|              |                         |                    |                      |                   |                   | POSTADERARE   |                          |                  |            |                         |                       |                    |                                    |                        |
| 5102         |                         | 56                 | 01                   |                   |                   | Programe din Fondul European de Dezvoltare<br>Regionala (FEDR)                |                          |                  |            |                         |                       |                    |                                    | 13.975                 |
| 5102         |                         | 56                 | 01                   | 02                |                   | Finantarea externa nerambursabila   |                          |                  |            |                         |                       |                    |                                    | 13.975                 |
|              |                         | 59                 |                      |                   |                   | TITLUL XI ALTE CHELTUIELI   |                          | 200.000          | 200.000    |                         |                       |                    |                                    | 13.975                 |



| Capi-<br>toil | Sub-<br>capi-<br>toil | Pa-<br>ra-<br>graf | Gru-<br>pa /<br>Titlu | Ar-<br>ti-<br>col | Ali-<br>ne-<br>at | Denumire indicator   | Credite de<br>angajament | Credite bugetare |            | Angajamente<br>bugetare | Angajamente<br>legale | Plati<br>efectuate | Angajamente<br>legale<br>de platit | Cheltuieli<br>efective |
|---------------|-----------------------|--------------------|-----------------------|-------------------|-------------------|--|--------------------------|------------------|------------|-------------------------|-----------------------|--------------------|------------------------------------|------------------------|
|               |                       |                    |                       |                   |                   |  |                          | initiale         | definitive |                         |                       |                    |                                    |                        |
| A             |                       |                    |                       |                   |                   | B  | 1                        | 2                | 3          | 4                       | 5                     | 6                  | 7=5-6                              | 8                      |
| 5402          | 01                    |                    |                       |                   |                   | CHELTUIELI CURENTE   |                          | 247.000          | 262.500    | 247.133                 | 247.133               | 247.133            | 247.133                            | 256.119                |
|               | 10                    |                    |                       |                   |                   | TITLUL I CHELTUIELI DE PERSONAL  |                          | 238.000          | 252.500    | 243.539                 | 243.539               | 243.539            | 243.539                            | 252.493                |
|               | 10                    | 01                 |                       |                   |                   | Cheltuieli salariale in bani   |                          | 186.000          | 202.500    | 197.825                 | 197.825               | 197.825            | 197.825                            | 206.929                |
|               | 10                    | 01                 | 01                    |                   |                   | Salarii de baza  |                          | 140.000          | 162.000    | 162.000                 | 162.000               | 162.000            | 162.000                            | 177.372                |
|               | 10                    | 01                 | 06                    |                   |                   | Alte sporuri   |                          | 33.000           | 19.500     | 19.329                  | 19.329                | 19.329             | 19.329                             | 11.106                 |
|               | 10                    | 01                 | 30                    |                   |                   | Alte drepturi salariale in bani  |                          | 13.000           | 21.000     | 16.496                  | 16.496                | 16.496             | 16.496                             | 18.451                 |
|               | 10                    | 03                 |                       |                   |                   | Contributii  |                          | 52.000           | 50.000     | 45.714                  | 45.714                | 45.714             | 45.714                             | 45.564                 |
|               | 10                    | 03                 | 01                    |                   |                   | Contributii de asigurari sociale de<br>stat                                |                          | 31.000           | 31.500     | 31.383                  | 31.383                | 31.383             | 31.383                             | 32.744                 |
| 5402          | 10                    | 03                 | 02                    |                   |                   | Contributii de asigurari de somaj  |                          | 4.000            | 1.500      | 985                     | 985                   | 985                | 985                                | 1.033                  |
|               | 10                    | 03                 | 03                    |                   |                   | Contributii de asigurari sociale de<br>sanatate                            |                          | 12.000           | 12.000     | 10.262                  | 10.262                | 10.262             | 10.262                             | 9.715                  |
| 5402          | 10                    | 03                 | 04                    |                   |                   | Contributii de asigurari pentru<br>accidente de munca si boli profesionale |                          | 1.000            | 1.000      | 298                     | 298                   | 298                | 298                                | 311                    |
| 5402          | 10                    | 03                 | 06                    |                   |                   | Contributii pentru concedii si<br>indemnizatii                             |                          | 4.000            | 4.000      | 2.786                   | 2.786                 | 2.786              | 2.786                              | 1.761                  |
|               | 20                    |                    |                       |                   |                   | TITLUL II BUNURI SI SERVICII   |                          | 9.000            | 10.000     | 3.594                   | 3.594                 | 3.594              | 3.594                              | 3.626                  |
|               | 20                    | 01                 |                       |                   |                   | Bunuri si servicii   |                          | 4.000            | 5.000      | 2.686                   | 2.686                 | 2.686              | 2.686                              | 2.719                  |
|               | 20                    | 01                 | 01                    |                   |                   | Furnituri de birou   |                          | 1.000            | 2.000      | 1.429                   | 1.429                 | 1.429              | 1.429                              | 1.429                  |
|               | 20                    | 01                 | 08                    |                   |                   | Posta, telecomunicatii, radio, tv,<br>internet                             |                          | 2.000            | 2.000      | 1.257                   | 1.257                 | 1.257              | 1.257                              | 1.290                  |
| 5402          | 20                    | 01                 | 09                    |                   |                   | Materiale si prestari de servicii cu<br>caracter functional                |                          | 1.000            | 1.000      | 1.000                   | 1.000                 | 1.000              | 1.000                              |                        |
| 5402          | 20                    | 05                 |                       |                   |                   | Bunuri de natura obiectelor de inventar                                    |                          | 3.000            | 3.000      | 3.000                   | 3.000                 | 3.000              | 3.000                              |                        |
|               | 20                    | 05                 | 30                    |                   |                   | Alte obiecte de inventar   |                          | 3.000            | 3.000      | 3.000                   | 3.000                 | 3.000              | 3.000                              |                        |
|               | 20                    | 06                 |                       |                   |                   | Deplasari, detasari, transferari   |                          | 2.000            | 2.000      | 908                     | 908                   | 908                | 908                                | 907                    |

Pag. 10 - lei-

| Capi-<br>tol | Sub-<br>capi-<br>tol | Pa-<br>ra-<br>graf | Gru-<br>pa /<br>Titlu | Ar-<br>ti-<br>col | Alie<br>ne-<br>at | Denumire indicator  | Credite de<br>angajament | Credite bugetare |            | Angajamente<br>bugetare | Angajamente<br>legale | Plati<br>efectuate | Angajamente<br>legale<br>de platit | Cheltuieli<br>efective |
|--------------|----------------------|--------------------|-----------------------|-------------------|-------------------|---|--------------------------|------------------|------------|-------------------------|-----------------------|--------------------|------------------------------------|------------------------|
|              |                      |                    |                       |                   |                   |   |                          | initiale         | definitive |                         |                       |                    |                                    |                        |
| A            |                      |                    |                       |                   |                   | B   | I                        | 2                | 3          | 4                       | 5                     | 6                  | 7=5-6                              | 8                      |
| 5402         |                      |                    | 20                    | 06                | 01                | Deplasari interne, detasari, transferari                      |                          | 2.000            | 2.000      | 908                     | 908                   | 908                |                                    | 907                    |
| 5502         |                      |                    |                       |                   |                   | TRANZACTII PRIVIND DATORIA PUBLICA SI<br>IMPRUMUTURI          |                          |                  |            |                         |                       |                    |                                    |                        |
| 5502         |                      |                    |                       |                   |                   | TRANZACTII PRIVIND DATORIA PUBLICA SI<br>IMPRUMUTURI          |                          |                  |            |                         |                       |                    |                                    |                        |
| 5502         |                      |                    | 01                    |                   |                   | CHELTUIELI CURENTE  |                          | 725.000          | 725.000    | 632.200                 | 632.200               | 632.200            | 632.200                            | 632.200                |
| 5502         |                      |                    | 20                    |                   |                   | TITLUL II BUNURI SI SERVICII                                  |                          | 725.000          | 725.000    | 632.200                 | 632.200               | 632.200            | 632.200                            | 632.200                |
| 5502         |                      |                    | 20                    | 24                |                   | Comisioane si alte costuri aferente<br>imprumuturilor         |                          | 125.000          | 125.000    | 94.200                  | 94.200                | 94.200             | 94.200                             | 94.200                 |
| 5502         |                      |                    | 20                    | 24                | 02                | Comisioane si alte costuri aferente<br>imprumuturilor interne |                          | 125.000          | 125.000    | 94.200                  | 94.200                | 94.200             | 94.200                             | 94.200                 |
| 5502         |                      |                    | 30                    |                   |                   | TITLUL III DOBANZI  |                          | 600.000          | 600.000    | 538.000                 | 538.000               | 538.000            | 538.000                            | 538.000                |
| 5502         |                      |                    | 30                    | 01                |                   | Dobanzi aferente datoriei publice interne                     |                          | 600.000          | 600.000    | 538.000                 | 538.000               | 538.000            | 538.000                            | 538.000                |
| 5502         |                      |                    | 30                    | 01                | 01                | Dobanzi aferente datoriei publice<br>interne directe          |                          | 600.000          | 600.000    | 538.000                 | 538.000               | 538.000            | 538.000                            | 538.000                |
| 6000         |                      |                    |                       |                   |                   | Partea II-a APARARE, ORDINE PUBLICA SI<br>SIGURANTA NATIONALA |                          |                  |            |                         |                       |                    |                                    |                        |
| 6102         |                      |                    |                       |                   |                   | ORDINE PUBLICA SI SIGURANTA NATIONALA                         |                          |                  |            |                         |                       |                    |                                    |                        |
| 6102         |                      |                    |                       |                   |                   | ORDINE PUBLICA SI SIGURANTA NATIONALA<br>CHELTUIELI CURENTE   |                          | 752.000          | 874.000    | 757.065                 | 757.065               | 757.065            | 757.065                            | 795.408                |
| 6102         |                      |                    | 01                    |                   |                   | CHELTUIELI CURENTE  |                          | 752.000          | 874.000    | 757.065                 | 757.065               | 757.065            | 757.065                            | 795.408                |
| 6102         |                      |                    | 10                    |                   |                   | TITLUL I CHELTUIELI DE PERSONAL                               |                          | 752.000          | 874.000    | 757.065                 | 757.065               | 757.065            | 757.065                            | 795.408                |
| 6102         |                      |                    | 10                    | 01                |                   | Cheltuieli salariale in bani                                  |                          | 671.000          | 776.000    | 712.849                 | 712.849               | 712.849            | 712.849                            | 776.151                |
| 6102         |                      |                    | 10                    | 01                | 01                | Salarii de baza   |                          | 474.000          | 510.000    | 479.258                 | 479.258               | 479.258            | 479.258                            | 499.059                |
| 6102         |                      |                    | 10                    | 01                | 05                | Sporuri pentru conditii de munca                              |                          | 323.000          | 378.000    | 368.846                 | 368.846               | 368.846            | 368.846                            | 386.390                |
| 6102         |                      |                    | 10                    | 01                | 06                | Alte sporuri  |                          | 23.000           | 23.000     | 21.348                  | 21.348                | 21.348             | 21.348                             | 23.579                 |
| 6102         |                      |                    | 10                    | 01                | 06                | Alte sporuri  |                          | 50.000           | 24.000     | 23.232                  | 23.232                | 23.232             | 23.232                             | 20.596                 |



| Capi-<br>tol | Sub-<br>capi-<br>tol | Pa-<br>ra-<br>graf | Gr-<br>pa /<br>Titlu | Ar-<br>ti-<br>col | Al-<br>ne-<br>at | Denumire indicator   | Credite de<br>angajament | Credite bugetare |            | Angajamente<br>legale | Plati<br>efectuate | Angajamente<br>legale<br>de platit | Cheltuieli<br>efective |   |
|--------------|----------------------|--------------------|----------------------|-------------------|------------------|--|--------------------------|------------------|------------|-----------------------|--------------------|------------------------------------|------------------------|---|
|              |                      |                    |                      |                   |                  |  |                          | initiale         | definitive |                       |                    |                                    |                        |   |
| A            |                      |                    |                      |                   |                  | B  | 1                        | 2                | 3          | 4                     | 5                  | 6                                  | 7=5-6                  | 8 |
| 6102         | 10                   | 01                 | 12                   |                   |                  | Indemnizatii platite unor persoane din<br>afara unitatii                   |                          | 45.000           | 45.000     | 34.925                | 34.925             | 34.925                             | 34.685                 |   |
| 6102         | 10                   | 01                 | 13                   |                   |                  | Indemnizatii de delegare   |                          | 5.000            | 1.000      |                       |                    |                                    |                        |   |
|              | 10                   | 01                 | 30                   |                   |                  | Alte drepturi salariale in bani  |                          | 30.000           | 39.000     | 30.907                | 30.907             | 30.907                             | 33.809                 |   |
|              | 10                   | 02                 |                      |                   |                  | Cheltuieli salariale in natura   |                          | 83.000           | 146.000    | 126.632               | 126.632            | 126.632                            | 132.891                |   |
|              | 10                   | 02                 | 02                   |                   |                  | Norme de birou   |                          | 83.000           | 146.000    | 126.632               | 126.632            | 126.632                            | 132.891                |   |
|              | 10                   | 03                 |                      |                   |                  | Contributii  |                          | 114.000          | 120.000    | 106.959               | 106.959            | 106.959                            | 111.793                |   |
|              | 10                   | 03                 | 01                   |                   |                  | Contributii de asigurari sociale de<br>stat                                |                          | 77.000           | 81.500     | 75.605                | 75.605             | 75.605                             | 78.787                 |   |
| 6102         | 10                   | 03                 | 02                   |                   |                  | Contributii de asigurari de somaj  |                          | 4.000            | 4.000      | 2.373                 | 2.373              | 2.373                              | 2.452                  |   |
|              | 10                   | 03                 | 03                   |                   |                  | Contributii de asigurari sociale de<br>sanatate                            |                          | 26.000           | 27.000     | 24.673                | 24.673             | 24.673                             | 25.952                 |   |
| 6102         | 10                   | 03                 | 04                   |                   |                  | Contributii de asigurari pentru<br>accidente de munca si boli profesionale |                          | 2.000            | 3.000      | 710                   | 710                | 710                                | 748                    |   |
| 6102         | 10                   | 03                 | 06                   |                   |                  | Contributii pentru concedii si<br>indemnizatii                             |                          | 5.000            | 4.500      | 3.598                 | 3.598              | 3.598                              | 3.854                  |   |
| 6102         | 20                   |                    |                      |                   |                  | TITLUL II BUNURI SI SERVICII   |                          | 81.000           | 98.000     | 44.216                | 44.216             | 44.216                             | 32.408                 |   |
|              | 20                   | 01                 |                      |                   |                  | Bunuri si servicii   |                          | 43.000           | 60.000     | 31.787                | 31.787             | 31.787                             | 32.408                 |   |
|              | 20                   | 01                 | 05                   |                   |                  | Carburanti si lubrifianti  |                          | 15.000           | 19.000     | 15.351                | 15.351             | 15.351                             | 16.553                 |   |
|              | 20                   | 01                 | 06                   |                   |                  | Piese de schimb  |                          | 2.000            | 6.000      | 5.980                 | 5.980              | 5.980                              | 5.980                  |   |
|              | 20                   | 01                 | 08                   |                   |                  | Posta, telecomunicatii, radio, tv,<br>internet                             |                          | 1.000            | 1.000      | 392                   | 392                | 392                                | 359                    |   |
| 6102         | 20                   | 01                 | 09                   |                   |                  | Materiale si prestari de servicii cu<br>caracter functional                |                          | 25.000           | 34.000     | 10.064                | 10.064             | 10.064                             | 9.516                  |   |
| 6102         | 20                   | 05                 |                      |                   |                  | Bunuri de natura obiectelor de inventar                                    |                          | 23.000           | 23.000     | 12.429                | 12.429             | 12.429                             |                        |   |
|              | 20                   | 05                 | 30                   |                   |                  | Alte obiecte de inventar   |                          | 23.000           | 23.000     | 12.429                | 12.429             | 12.429                             |                        |   |

| Capi-<br>tol | Sub-<br>capitol | Pa-<br>ra-<br>graf | Gru-<br>pa /<br>Titlu | Ar-<br>col | Ali-<br>ne-<br>at | Denumire indicator                                     | Credite de<br>angajament | Credite bugetare |            |            | Angajamente<br>legale | Plati<br>efectuate | Angajamente<br>legale<br>de platit | Cheltuieli<br>efective |
|--------------|-----------------|--------------------|-----------------------|------------|-------------------|--|--------------------------|------------------|------------|------------|-----------------------|--------------------|------------------------------------|------------------------|
|              |                 |                    |                       |            |                   |  |                          | initiale         | definitive |            |                       |                    |                                    |                        |
| A            |                 |                    |                       |            |                   | B  | 1                        | 2                | 3          | 4          | 5                     | 6                  | 7=5-6                              | 8                      |
| 6102         |                 |                    | 20                    | 06         |                   | Deplasari, delasari, transferari                       |                          | 5.000            |            |            |                       |                    |                                    |                        |
|              |                 |                    | 20                    | 06         | 01                | Deplasari interne, delasari, transferari               |                          | 5.000            |            |            |                       |                    |                                    |                        |
|              |                 |                    | 20                    | 13         |                   | Pregatire profesionala                                 |                          | 10.000           |            |            |                       |                    |                                    |                        |
|              |                 |                    | 70                    |            |                   | CHELTUIELI DE CAPITAL                                  |                          |                  |            |            |                       |                    |                                    |                        |
|              |                 |                    | 71                    |            |                   | TITLUL XIII ACTIVE NEFINANCIARE                        |                          |                  |            |            |                       |                    |                                    |                        |
|              |                 |                    | 71                    | 01         |                   | Active fixe  |                          |                  |            |            |                       |                    |                                    | 19.257                 |
|              |                 |                    | 71                    | 01         | 02                | Masini, echipamente si mijloace de transport           |                          |                  |            |            |                       |                    |                                    | 19.257                 |
| 6102         |                 |                    | 71                    | 01         | 03                | Mobilier, aparatura birouca si alte active corporale   |                          |                  |            |            |                       |                    |                                    | 19.257                 |
| 6500         |                 |                    |                       |            |                   | Partea III-a CHELTUIELI SOCIAL-CULTURALE               |                          |                  |            |            |                       |                    |                                    | 18.965                 |
| 6502         |                 |                    |                       |            |                   | INVATAMANT   |                          | 37.915.230       | 42.169.030 | 38.577.798 | 38.577.798            | 38.577.798         | 1.037                              | 37.569.531             |
|              |                 |                    |                       |            |                   | INVATAMANT   |                          | 22.012.750       | 24.233.550 | 23.466.983 | 23.466.983            | 23.466.983         |                                    | 23.263.665             |
|              |                 |                    | 01                    |            |                   | CHELTUIELI CURENTE                                     |                          | 22.012.750       | 23.512.550 | 23.068.392 | 23.068.392            | 23.068.392         |                                    | 22.929.427             |
|              |                 |                    | 10                    |            |                   | TITLUL I CHELTUIELI DE PERSONAL                        |                          | 19.144.430       | 20.560.430 | 20.359.727 | 20.359.727            | 20.359.727         |                                    | 20.528.183             |
|              |                 |                    | 10                    | 01         |                   | Cheltuieli salariale in bani                           |                          | 15.778.740       | 16.789.380 | 16.649.436 | 16.649.436            | 16.649.436         |                                    | 16.798.177             |
|              |                 |                    | 10                    | 01         | 01                | Salarii de baza  |                          | 13.822.860       | 14.817.840 | 14.787.991 | 14.787.991            | 14.787.991         |                                    | 14.915.505             |
|              |                 |                    | 10                    | 01         | 06                | Alte sporuri   |                          | 168.900          | 158.340    | 148.560    | 148.560               | 148.560            |                                    | 149.392                |
|              |                 |                    | 10                    | 01         | 11                | Fond aferent platii cu ora                             |                          | 1.543.000        | 1.427.750  | 1.389.305  | 1.389.305             | 1.389.305          |                                    | 1.409.700              |
|              |                 |                    | 10                    | 01         | 15                | Alocatii pentru transportul la si de la locul de munca |                          |                  |            |            |                       |                    |                                    |                        |
| 6502         |                 |                    | 10                    | 01         | 30                | Alte drepturi salariale in bani                        |                          | 125.100          | 165.100    | 103.382    | 103.382               | 103.382            |                                    | 103.382                |
|              |                 |                    | 10                    | 03         |                   | Contributii  |                          | 3.365.690        | 3.771.050  | 3.710.291  | 3.710.291             | 3.710.291          |                                    | 3.730.006              |
|              |                 |                    | 10                    | 03         | 01                | Contributii de asigurari sociale de stat               |                          | 2.260.860        | 2.619.660  | 2.607.169  | 2.607.169             | 2.607.169          |                                    | 2.630.975              |



| Capi-<br>tol | Sub-<br>pa-<br>ra-<br>graf | Pa-<br>ra-<br>graf | Ar-<br>ti-<br>col | Ali-<br>ne-<br>at | Denumire indicator  | Credite de<br>angajament | Credite bugetare |            | Angajamente<br>legale | Plati<br>efectuate | Angajamente<br>legale<br>de platit | Cheltuiii<br>efective |
|--------------|----------------------------|--------------------|-------------------|-------------------|---|--------------------------|------------------|------------|-----------------------|--------------------|------------------------------------|-----------------------|
|              |                            |                    |                   |                   |   |                          | initiale         | definitive |                       |                    |                                    |                       |
| A            |                            |                    |                   |                   | B   | 1                        | 2                | 3          | 4                     | 5                  | 6                                  | 8                     |
| 6502         | 10                         | 03                 | 02                |                   | Contributii de asigurari de somaj                                       |                          | 90.240           | 87.400     | 81.435                | 81.435             | 81.435                             | 82.210                |
|              | 10                         | 03                 | 03                |                   | Contributii de asigurari sociale de sanatate                            |                          | 774.580          | 852.930    | 847.310               | 847.310            | 847.310                            | 855.023               |
| 6502         | 10                         | 03                 | 04                |                   | Contributii de asigurari pentru accidente de munca si boli profesionale |                          | 34.430           | 33.410     | 29.866                | 29.866             | 29.866                             | 30.126                |
|              | 10                         | 03                 | 06                |                   | Contributii pentru concedii si indemnizatii                             |                          | 205.580          | 177.650    | 144.511               | 144.511            | 144.511                            | 131.672               |
| 6502         | 20                         |                    |                   |                   | TITLUL II BUNURI SI SERVICII  |                          | 2.278.000        | 2.639.100  | 2.413.085             | 2.413.085          | 2.413.085                          | 2.105.664             |
|              | 20                         | 01                 |                   |                   | Bunuri si servicii  |                          | 1.624.729        | 1.690.330  | 1.571.879             | 1.571.879          | 1.571.879                          | 1.586.989             |
|              | 20                         | 01                 | 01                |                   | Furnituri de birou  |                          | 79.790           | 82.900     | 79.001                | 79.001             | 79.001                             | 77.865                |
|              | 20                         | 01                 | 02                |                   | Materiala pentru curatenie  |                          | 62.450           | 58.740     | 56.452                | 56.452             | 56.452                             | 60.391                |
|              | 20                         | 01                 | 03                |                   | Incalziti, iluminat si forta motrica                                    |                          | 808.430          | 665.360    | 616.176               | 616.176            | 616.176                            | 615.812               |
|              | 20                         | 01                 | 04                |                   | Apa, canal si salubritate   |                          | 111.010          | 108.620    | 85.654                | 85.654             | 85.654                             | 85.655                |
|              | 20                         | 01                 | 05                |                   | Carburanti si lubrifianti   |                          | 30.100           | 28.400     | 26.639                | 26.639             | 26.639                             | 28.283                |
|              | 20                         | 01                 | 07                |                   | Transport   |                          | 25.000           | 8.000      | 7.901                 | 7.901              | 7.901                              | 10.907                |
|              | 20                         | 01                 | 08                |                   | Posta, telecomunicatii, radio, tv, internet                             |                          | 113.780          | 206.000    | 179.635               | 179.635            | 179.635                            | 179.829               |
| 6502         | 20                         | 01                 | 09                |                   | Materiala si prestari de servicii cu caracter functional                |                          | 155.420          | 195.190    | 193.106               | 193.106            | 193.106                            | 191.863               |
| 6502         | 20                         | 01                 | 30                |                   | Alte bunuri si servicii pentru intretinere si functionare               |                          | 236.740          | 337.120    | 327.315               | 327.315            | 327.315                            | 336.364               |
| 6502         | 20                         | 02                 |                   |                   | Reparatii curente   |                          | 300.000          | 495.000    | 469.998               | 469.998            | 469.998                            | 347.257               |
|              | 20                         | 03                 |                   |                   | Hrana   |                          | 190.900          | 172.200    | 101.089               | 101.089            | 101.089                            | 99.360                |
|              | 20                         | 03                 | 01                |                   | Hrana pentru oameni   |                          | 190.900          | 172.200    | 101.089               | 101.089            | 101.089                            | 99.360                |
|              | 20                         | 04                 |                   |                   | Medicamente si materiale sanitare                                       |                          | 400              | 100        | 95                    | 95                 | 95                                 | 95                    |
|              | 20                         | 04                 | 04                |                   | Dezinfectanti   |                          | 400              | 100        | 95                    | 95                 | 95                                 | 95                    |

| Capi-<br>tol | Sub-<br>capi-<br>tol | Pa-<br>ra-<br>graf | Ar-<br>ti-<br>col | Al-<br>ne-<br>at | Denumire indicator                                   | Credite de<br>angajament |          | Credite bugetare |         | Angajamente<br>bugetare | Angajamente<br>legale | Plati<br>efectuate | Angajamente<br>legale<br>de plati | Cheltuieli<br>efective |
|--------------|----------------------|--------------------|-------------------|------------------|--|--------------------------|----------|------------------|---------|-------------------------|-----------------------|--------------------|-----------------------------------|------------------------|
|              |                      |                    |                   |                  |  | 1                        | 2        | 3                | 4       |                         |                       |                    |                                   |                        |
| A            |                      |                    |                   |                  | B  |                          |          |                  |         |                         |                       |                    |                                   |                        |
| 6502         | 20                   | 05                 |                   |                  | Bunuri de natura obiectelor de inventar              |                          | 116.580  | 251.220          | 245.447 | 245.447                 | 245.447               | 245.447            | 7=5-6                             | 8                      |
|              | 20                   | 05                 | 30                |                  | Alte obiecte de inventar                             |                          | 116.580  | 251.220          | 245.447 | 245.447                 | 245.447               | 245.447            |                                   | 47.386                 |
|              | 20                   | 06                 |                   |                  | Deplasari, detasari, transferari                     |                          | 28.800   | 20.650           | 17.351  | 17.351                  | 17.351                | 17.351             |                                   | 47.386                 |
|              | 20                   | 06                 | 01                |                  | Deplasari interne, detasari, transferari             |                          | 28.800   | 20.650           | 17.351  | 17.351                  | 17.351                | 17.351             |                                   | 17.351                 |
|              | 20                   | 13                 |                   |                  | Pregatire profesionala                               |                          | 16.600   | 8.400            | 6.050   | 6.050                   | 6.050                 | 6.050              |                                   | 6.050                  |
|              | 20                   | 30                 |                   |                  | Alte cheltuieli                                      |                          |          | 1.200            | 1.176   | 1.176                   | 1.176                 | 1.176              |                                   | 1.176                  |
|              | 20                   | 30                 | 30                |                  | Alte cheltuieli cu bunuri si servicii                |                          |          | 1.200            | 1.176   | 1.176                   | 1.176                 | 1.176              |                                   | 1.176                  |
|              | 55                   |                    |                   |                  | TITLUL VII ALTE TRANSFERURI                          |                          |          | 10.000           | 10.000  | 10.000                  | 10.000                | 10.000             |                                   | 10.000                 |
|              | 55                   | 01                 |                   |                  | A. Transferuri interne                               |                          |          | 10.000           | 10.000  | 10.000                  | 10.000                | 10.000             |                                   | 10.000                 |
|              | 55                   | 01                 | 18                |                  | Alte transferuri curente interne                     |                          |          | 10.000           | 10.000  | 10.000                  | 10.000                | 10.000             |                                   | 10.000                 |
|              | 57                   |                    |                   |                  | TITLUL VIII ASISTENTA SOCIALA                        |                          |          | 303.020          | 285.580 | 285.580                 | 285.580               | 285.580            |                                   | 285.580                |
|              | 57                   | 02                 |                   |                  | Ajutoare sociale                                     |                          | 590.320  | 303.020          | 303.020 | 303.020                 | 303.020               | 303.020            |                                   | 303.020                |
|              | 57                   | 02                 | 01                |                  | Ajutoare sociale in numerar                          |                          | 590.320  | 303.020          | 303.020 | 303.020                 | 303.020               | 303.020            |                                   | 303.020                |
|              | 57                   | 02                 | 03                |                  | Tichete de cresa si tichete sociale pentru gradinita |                          | -415.320 | 290.020          | 277.480 | 277.480                 | 277.480               | 277.480            |                                   | 277.480                |
| 6502         | 70                   |                    |                   |                  | CHELTUIELI DE CAPITAL                                |                          | 175.000  | 13.000           | 8.100   | 8.100                   | 8.100                 | 8.100              |                                   | 8.100                  |
|              | 71                   |                    |                   |                  | TITLUL XIII ACTIVE NEFINANCIARE                      |                          |          | 721.000          | 414.271 | 414.271                 | 414.271               | 414.271            |                                   | 414.271                |
|              | 71                   | 01                 |                   |                  | Active fixe  |                          |          | 721.000          | 414.271 | 414.271                 | 414.271               | 414.271            |                                   | 414.271                |
|              | 71                   | 01                 | 01                |                  | Constructii  |                          |          | 505.000          | 198.271 | 198.271                 | 198.271               | 198.271            |                                   | 198.271                |
|              | 71                   | 01                 | 02                |                  | Masini, echipamente si mijloace de transport         |                          |          | 330.000          | 30.000  | 30.000                  | 30.000                | 30.000             |                                   | 30.000                 |
| 6502         | 71                   | 01                 | 03                |                  | Mobilier, aparatura birou si alte active corporale   |                          |          | 150.000          | 148.483 | 148.483                 | 148.483               | 148.483            |                                   | 148.483                |
| 6502         | 71                   | 01                 | 30                |                  | Alte active fixe (inclusiv reparatii capitale)       |                          |          |                  |         |                         |                       |                    |                                   | 42.244                 |
| 6502         | 71                   | 03                 |                   |                  | Reparatii capitale aferente activelor                |                          |          | 25.000           | 19.788  | 19.788                  | 19.788                | 19.788             |                                   | 35.526                 |

| Capi-<br>tot | Sub-<br>capi-<br>tot | Pa-<br>ra-<br>graf | Gru-<br>pa /<br>Titlu | Ar-<br>ti-<br>col | Al-<br>ne-<br>at | Denumire indicator   | Credite de<br>angajament | Credite bugetare |            | Angajamente<br>legale | Plati<br>efectuate | Angajamente<br>legale<br>de platit | Cheltuieli<br>efective |           |
|--------------|----------------------|--------------------|-----------------------|-------------------|------------------|--|--------------------------|------------------|------------|-----------------------|--------------------|------------------------------------|------------------------|-----------|
|              |                      |                    |                       |                   |                  |  |                          | initiale         | definitive |                       |                    |                                    |                        |           |
| A            |                      |                    |                       |                   |                  | B  | 1                        | 2                | 3          | 4                     | 5                  | 6                                  | 7=5-6                  | 8         |
| 6502         | 84                   |                    |                       |                   |                  | fixe<br>PLATI EFECTUATE IN ANII PRECEDENTI SI<br>RECUPERATE IN ANUL CURENT       |                          |                  | 216.000    | 216.000               | 216.000            | 216.000                            | 216.000                | 216.000   |
| 6502         | 85                   |                    |                       |                   |                  | Titlul XIX PLATI EFECTUATE IN ANII<br>PRECEDENTI SI RECUPERATE<br>IN ANUL CURENT |                          |                  |            | -15.680               | -15.680            | -15.680                            | -15.680                | -15.680   |
| 6502         | 85                   | 01                 |                       |                   |                  | Plati efectuate in anii precedenti si<br>recuperate in anul curent               |                          |                  |            | -15.680               | -15.680            | -15.680                            | -15.680                | -15.680   |
| 6502         | 85                   | 01                 | 01                    |                   |                  | Plati efectuate in anii precedenti si<br>recuperate in anul curent (SF)          |                          |                  |            | -6.135                | -6.135             | -6.135                             | -6.135                 | -6.135    |
| 6502         | 85                   | 01                 | 02                    |                   |                  | Plati efectuate in anii precedenti si<br>recuperate in anul curent (SD)          |                          |                  |            | -9.545                | -9.545             | -9.545                             | -9.545                 | -9.545    |
| 6602         |                      |                    |                       |                   |                  | SANATATE   |                          |                  |            |                       |                    |                                    |                        |           |
|              | 01                   |                    |                       |                   |                  | SANATATE   |                          | 1.170.000        | 1.447.000  | 1.408.244             | 1.408.244          | 1.408.244                          | 1.408.244              | 1.408.244 |
|              | 10                   |                    |                       |                   |                  | CHELTUIELI CURENTE   |                          | 1.170.000        | 1.447.000  | 1.408.244             | 1.408.244          | 1.408.244                          | 1.408.244              | 1.408.244 |
|              | 10                   | 01                 |                       |                   |                  | TITLUL I CHELTUIELI DE PERSONAL  |                          | 367.000          | 344.000    | 305.255               | 305.255            | 305.255                            | 305.255                | 305.255   |
|              | 10                   | 01                 | 01                    |                   |                  | Cheltuieli salariale in bani   |                          | 295.000          | 272.000    | 249.103               | 249.103            | 249.103                            | 249.103                | 249.103   |
|              | 10                   | 01                 | 01                    |                   |                  | Salarii de baza  |                          | 244.000          | 206.000    | 205.073               | 205.073            | 205.073                            | 205.073                | 205.073   |
|              | 10                   | 01                 | 05                    |                   |                  | Sporuri pentru conditii de munca   |                          | 28.000           | 22.000     | 21.521                | 21.521             | 21.521                             | 21.521                 | 21.521    |
|              | 10                   | 01                 | 30                    |                   |                  | Alte drepturi salariale in bani  |                          | 23.000           | 44.000     | 22.509                | 22.509             | 22.509                             | 22.509                 | 22.509    |
|              | 10                   | 03                 |                       |                   |                  | Contributii  |                          | 72.000           | 72.000     | 56.152                | 56.152             | 56.152                             | 56.152                 | 56.152    |
|              | 10                   | 03                 | 01                    |                   |                  | Contributii de asigurari sociale de<br>stat                                      |                          | 47.000           | 47.000     | 39.274                | 39.274             | 39.274                             | 39.274                 | 39.274    |
| 6602         | 10                   | 03                 | 02                    |                   |                  | Contributii de asigurari de somaj  |                          | 3.000            | 3.000      | 1.244                 | 1.244              | 1.244                              | 1.244                  | 1.244     |
|              | 10                   | 03                 | 03                    |                   |                  | Contributii de asigurari sociale de<br>sanatate                                  |                          | 16.000           | 16.000     | 12.954                | 12.954             | 12.954                             | 12.954                 | 12.954    |




| Capi-<br>tol | Sub-<br>capi-<br>tol | Pa-<br>ra-<br>gra-<br>ful | Ar-<br>ti-<br>col | Al-<br>ne-<br>at | Denumire indicator   | Credite de<br>angajament | Credite bugetare |            | Angajamente<br>bugetare | Angajamente<br>legale | Plati<br>efectuate | Angajamente<br>legale<br>de platit | Cheltuieli<br>efective |
|--------------|----------------------|---------------------------|-------------------|------------------|--|--------------------------|------------------|------------|-------------------------|-----------------------|--------------------|------------------------------------|------------------------|
|              |                      |                           |                   |                  |  |                          | initiale         | definitive |                         |                       |                    |                                    |                        |
| A            |                      |                           |                   |                  | B  | 1                        | 2                | 3          | 4                       | 5                     | 6                  | 7=5-6                              | 8                      |
| 6702         | 10 03                |                           |                   |                  | Contributii  |                          | 47.000           | 43.500     | 38.926                  | 38.926                | 38.926             |                                    | 38.516                 |
|              | 10 03 01             |                           |                   |                  | Contributii de asigurari sociale de<br>stat                                |                          | 30.000           | 28.500     | 26.652                  | 26.652                | 26.652             |                                    | 27.056                 |
| 6702         | 10 03 02             |                           |                   |                  | Contributii de asigurari de somaj  |                          | 2.000            | 1.500      | 841                     | 841                   | 841                |                                    | 854                    |
|              | 10 03 03             |                           |                   |                  | Contributii de asigurari sociale de<br>sanatale                            |                          | 11.000           | 9.500      | 8.762                   | 8.762                 | 8.762              |                                    | 8.894                  |
| 6702         | 10 03 04             |                           |                   |                  | Contributii de asigurari pentru<br>accidente de munca si boli profesionale |                          | 2.000            | 1.000      | 254                     | 254                   | 254                |                                    | 258                    |
| 6702         | 10 03 06             |                           |                   |                  | Contributii pentru concedii si<br>indemnizatii                             |                          | 2.000            | 3.000      | 2.417                   | 2.417                 | 2.417              |                                    | 1.454                  |
| 6702         | 20                   |                           |                   |                  | TITLUL II BUNURI SI SERVICII   |                          | 452.480          | 748.480    | 567.185                 | 567.185               | 566.148            | 1.037                              | 538.705                |
|              | 20 01                |                           |                   |                  | Bunuri si servicii   |                          | 69.000           | 74.000     | 27.944                  | 27.944                | 27.944             |                                    | 29.091                 |
|              | 20 01 01             |                           |                   |                  | Furnituri de birou   |                          | 500              | 500        |                         |                       |                    |                                    |                        |
|              | 20 01 02             |                           |                   |                  | Materiale pentru curatenie   |                          | 3.500            | 3.500      | 855                     | 855                   | 855                |                                    | 855                    |
|              | 20 01 03             |                           |                   |                  | Incalzit, iluminat si forta motrica  |                          | 42.000           | 52.000     | 22.900                  | 22.900                | 22.900             |                                    | 23.969                 |
|              | 20 01 04             |                           |                   |                  | Apa, canal si salubritate  |                          | 4.000            | 4.000      | 719                     | 719                   | 719                |                                    | 797                    |
|              | 20 01 09             |                           |                   |                  | Materiale si prestari de servicii cu<br>caracter functional                |                          | 19.000           | 14.000     | 3.470                   | 3.470                 | 3.470              |                                    | 3.470                  |
| 6702         | 20 02                |                           |                   |                  | Reparatii curente  |                          | 50.000           | 50.000     | 30.142                  | 30.142                | 30.142             |                                    | 30.142                 |
|              | 20 05                |                           |                   |                  | Bunuri de natura obiectelor de inventar                                    |                          | 23.000           | 23.000     | 4.006                   | 4.006                 | 4.006              |                                    | 4.006                  |
|              | 20 05 30             |                           |                   |                  | Alte obiecte de inventar   |                          | 23.000           | 23.000     | 4.006                   | 4.006                 | 4.006              |                                    | 4.006                  |
|              | 20 30                |                           |                   |                  | Alte cheltuieli  |                          | 310.480          | 601.480    | 505.093                 | 505.093               | 504.056            | 1.037                              | 479.472                |
|              | 20 30 04             |                           |                   |                  | Chiri  |                          | 60.000           | 51.000     | 50.293                  | 50.293                | 50.293             |                                    | 50.293                 |
|              | 20 30 30             |                           |                   |                  | Alte cheltuieli cu bunuri si servicii                                      |                          | 250.480          | 550.480    | 454.800                 | 454.800               | 453.763            | 1.037                              | 429.179                |
| 51           |                      |                           |                   |                  | TITLUL VI TRANSFERURI INTRE UNITATI ALE<br>ADMINISTRATIEI PUBLICE          |                          | 5.574.000        | 5.578.000  | 5.314.763               | 5.314.763             | 5.314.763          |                                    | 5.314.763              |


| Capi-<br>tol | Sub-<br>capitol | Pa-<br>ra-<br>graf | Gru-<br>pa /<br>Titlu | Ar-<br>ti-<br>col | Al-<br>ne-<br>at | Denumire indicator   | Credite de<br>angajament | Credite bugetare |            | Angajamente<br>bugetare | Angajamente<br>legale | Plati<br>efectuate | Angajamente<br>legale<br>de platit | Cheltuieli<br>efective |
|--------------|-----------------|--------------------|-----------------------|-------------------|------------------|--|--------------------------|------------------|------------|-------------------------|-----------------------|--------------------|------------------------------------|------------------------|
|              |                 |                    |                       |                   |                  |  |                          | initiale         | definitive |                         |                       |                    |                                    |                        |
| A            |                 |                    |                       |                   |                  | B  | 1                        | 2                | 3          | 4                       | 5                     | 6                  | 7=5-6                              | 8                      |
| 6702         |                 |                    | 51 01                 | 01                |                  | Transferuri curente  |                          | 5.564.000        | 5.566.000  | 5.303.004               | 5.303.004             | 5.303.004          | 5.303.004                          | 5.303.004              |
|              |                 |                    | 51 01                 | 01                |                  | Transferuri catre institutiile publice                                     |                          | 5.564.000        | 5.566.000  | 5.303.004               | 5.303.004             | 5.303.004          | 5.303.004                          | 5.303.004              |
|              |                 |                    | 51 02                 |                   |                  | Transferuri de capital   |                          | 10.000           | 12.000     | 11.759                  | 11.759                | 11.759             | 11.759                             | 11.759                 |
|              |                 |                    | 51 02                 | 29                |                  | Alte transferuri de capital catre institutii publice                       |                          | 10.000           | 12.000     | 11.759                  | 11.759                | 11.759             | 11.759                             | 11.759                 |
| 6702         |                 |                    | 59                    |                   |                  | TITLUL XI ALTE CHELTUIELI  |                          | 660.000          | 830.000    | 542.487                 | 542.487               | 542.487            | 542.487                            | 535.912                |
|              |                 |                    | 59 11                 |                   |                  | Asociatii si fundatii  |                          | 360.000          | 380.000    | 274.000                 | 274.000               | 274.000            | 274.000                            | 274.000                |
|              |                 |                    | 59 12                 |                   |                  | Sustinerea cutelor   |                          | 300.000          | 450.000    | 268.487                 | 268.487               | 268.487            | 268.487                            | 261.912                |
|              |                 |                    | 70                    |                   |                  | CHELTUIELI DE CAPITAL  |                          | 3.505.000        | 5.127.000  | 3.617.364               | 3.617.364             | 3.617.364          | 3.617.364                          | 2.775.493              |
|              |                 |                    | 71                    |                   |                  | TITLUL XIII ACTIVE NEFINANCIARE  |                          | 3.505.000        | 5.127.000  | 3.617.364               | 3.617.364             | 3.617.364          | 3.617.364                          | 2.775.493              |
|              |                 |                    | 71 01                 |                   |                  | Active fixe  |                          | 505.000          | 835.000    | 544.619                 | 544.619               | 544.619            | 544.619                            | 2.775.493              |
|              |                 |                    | 71 01                 | 01                |                  | Constructii  |                          |                  |            | 168.000                 | 168.000               | 168.000            | 168.000                            | 2.775.493              |
|              |                 |                    | 71 01                 | 02                |                  | Masini, echipamente si mijloace de transport                               |                          |                  |            |                         |                       |                    |                                    | 2.744.445              |
| 6702         |                 |                    | 71 01                 | 03                |                  | Mobilier, aparatura birou si alte active corporale                         |                          |                  |            |                         |                       |                    |                                    | 10.343                 |
| 6702         |                 |                    | 71 01                 | 30                |                  | Alte active fixe (inclusiv reparatii capitale)                             |                          | 505.000          | 624.500    | 376.619                 | 376.619               | 376.619            | 376.619                            | 20.705                 |
| 6702         |                 |                    | 71 03                 |                   |                  | Reparatii capitale aferente activelor fixe                                 |                          |                  |            |                         |                       |                    |                                    |                        |
| 6702         |                 |                    | 84                    |                   |                  | PLATI EFECTUATE IN ANII PRECEDENTI SI RECUPERATE IN ANUL CURENT            |                          | 3.000.000        | 4.292.000  | 3.072.745               | 3.072.745             | 3.072.745          | 3.072.745                          |                        |
| 6702         |                 |                    | 85                    |                   |                  | Titlul XIX PLATI EFECTUATE IN ANII PRECEDENTI SI RECUPERATE IN ANUL CURENT |                          |                  |            | -38.897                 | -38.897               | -38.897            | -38.897                            |                        |
| 6702         |                 |                    | 85 01                 |                   |                  | Plati efectuate in anii precedenti si                                      |                          |                  |            | -38.897                 | -38.897               | -38.897            | -38.897                            |                        |

| Capi-<br>tot | Sub-<br>cap-<br>tot | Pa-<br>ra-<br>graf | Gru-<br>pa /<br>Titlu | Ar-<br>ti-<br>col | Al-<br>ne-<br>at | Denumire indicator   | Credite de<br>angajament | Credite bugetare |           | Angajamente<br>legale | Plati<br>efectuate | Angajamente<br>legale<br>de platit | Cheltuieli<br>efective |   |
|--------------|---------------------|--------------------|-----------------------|-------------------|------------------|--|--------------------------|------------------|-----------|-----------------------|--------------------|------------------------------------|------------------------|---|
|              |                     |                    |                       |                   |                  |  |                          | 2                | 3         |                       |                    |                                    |                        |   |
| A            |                     |                    |                       |                   |                  |  | 1                        | 2                | 3         | 4                     | 5                  | 6                                  | 7=5-6                  | 8 |
| 6702         | 85                  | 01                 | 01                    |                   |                  | recuperate in anii curenti   |                          |                  |           | -38.897               | -38.897            |                                    |                        |   |
|              |                     |                    |                       |                   |                  | Plati efectuate in anii precedenti si<br>recuperate in anii curenti (SF)   |                          |                  |           | -38.897               | -38.897            |                                    |                        |   |
| 6802         |                     |                    |                       |                   |                  | ASIGURARI SI ASISTENTA SOCIALA   |                          |                  |           |                       |                    |                                    |                        |   |
|              | 01                  |                    |                       |                   |                  | ASIGURARI SI ASISTENTA SOCIALA   |                          |                  |           |                       |                    |                                    |                        |   |
|              | 10                  |                    |                       |                   |                  | CHELTUIELI CURENTE   |                          | 4.316.000        | 3.975.500 | 3.492.288             | 3.492.288          | 3.477.322                          | 3.502.650              |   |
|              | 10                  |                    |                       |                   |                  | TITLUL I CHELTUIELI DE PERSONAL  |                          | 4.300.000        | 3.959.500 | 3.477.322             | 3.477.322          | 3.477.322                          | 3.499.740              |   |
|              | 10                  |                    |                       |                   |                  | Cheltuieli salariale in bani   |                          | 1.892.000        | 1.816.500 | 1.620.717             | 1.620.717          | 1.620.717                          | 1.648.591              |   |
|              | 10                  |                    |                       |                   |                  | Salarii de baza  |                          | 1.487.470        | 1.454.470 | 1.329.777             | 1.329.777          | 1.329.777                          | 1.352.012              |   |
|              | 10                  |                    |                       |                   |                  | Sporuri pentru conditii de munca   |                          | 1.373.600        | 1.357.600 | 1.241.992             | 1.241.992          | 1.241.992                          | 1.260.337              |   |
|              | 10                  |                    |                       |                   |                  | Alte sporuri   |                          | 28.740           | 28.740    | 26.460                | 26.460             | 26.460                             | 26.800                 |   |
|              | 10                  |                    |                       |                   |                  | Alte drepturi salariale in bani  |                          | 27.000           | 16.000    | 15.134                | 15.134             | 15.134                             | 13.319                 |   |
|              | 10                  |                    |                       |                   |                  | Contributii  |                          | 58.130           | 52.130    | 46.191                | 46.191             | 46.191                             | 51.556                 |   |
|              | 10                  |                    |                       |                   |                  | Contributii de asigurari sociale de<br>stat                                |                          | 354.530          | 362.030   | 290.940               | 290.940            | 290.940                            | 296.579                |   |
| 6802         | 10                  | 03                 | 02                    |                   |                  | Contributii de asigurari sociale de<br>sanatate                            |                          | 248.620          | 253.120   | 205.802               | 205.802            | 205.802                            | 209.044                |   |
| 6802         | 10                  | 03                 | 03                    |                   |                  | Contributii de asigurari sociale de<br>sanatate                            |                          | 9.320            | 9.320     | 6.061                 | 6.061              | 6.061                              | 6.167                  |   |
| 6802         | 10                  | 03                 | 04                    |                   |                  | Contributii de asigurari pentru<br>accidente de munca si boli profesionale |                          | 80.700           | 81.700    | 67.448                | 67.448             | 67.448                             | 68.551                 |   |
| 6802         | 10                  | 03                 | 06                    |                   |                  | Contributii pentru concedii si<br>indemnizatii                             |                          | 3.640            | 5.640     | 2.181                 | 2.181              | 2.181                              | 2.215                  |   |
| 6802         | 20                  | 01                 |                       |                   |                  | TITLUL II BUNURI SI SERVICII   |                          | 12.250           | 12.250    | 9.448                 | 9.448              | 9.448                              | 10.602                 |   |
|              | 20                  | 01                 |                       |                   |                  | Bunuri si servicii   |                          | 240.000          | 276.000   | 248.068               | 248.068            | 248.068                            | 242.612                |   |
|              | 20                  | 01                 |                       |                   |                  | Furnituri de birou   |                          | 128.800          | 135.800   | 116.409               | 116.409            | 116.409                            | 116.619                |   |
|              | 20                  | 01                 |                       |                   |                  | Materialie pentru curatenie  |                          | 4.000            | 5.500     | 4.104                 | 4.104              | 4.104                              | 3.541                  |   |
|              | 20                  | 01                 |                       |                   |                  |  |                          | 6.500            | 8.500     | 7.156                 | 7.156              | 7.156                              | 7.885                  |   |









| Capi-<br>tol | Sub-<br>capi-<br>tol | Pa-<br>ra-<br>graf | Gru-<br>pa /<br>Titlu | Ar-<br>ti-<br>col | Al-<br>ne-<br>al | Denumire indicator                                       | Credite de<br>angajament | Credite bugetare |            | Angajamente<br>bugetare | Angajamente<br>legale | Plati<br>efectuate | Angajamente<br>legale<br>de platit | Cheltuieli<br>efective |
|--------------|----------------------|--------------------|-----------------------|-------------------|------------------|--|--------------------------|------------------|------------|-------------------------|-----------------------|--------------------|------------------------------------|------------------------|
|              |                      |                    |                       |                   |                  |  |                          | initiale         | definitive |                         |                       |                    |                                    |                        |
| A            |                      | B                  |                       | 1                 | 2                | 3  | 4                        | 5                | 6          | 7=5-6                   | 8                     |                    |                                    |                        |
| 6802         | 20 01 03             |                    |                       |                   |                  | Incalzit, iluminat si forta motrica                      |                          | 63.000           | 66.000     | 56.911                  | 56.911                | 56.911             |                                    | 57.211                 |
|              | 20 01 04             |                    |                       |                   |                  | Apa, canal si salubritate                                |                          | 7.200            | 7.200      | 6.289                   | 6.289                 | 6.289              |                                    | 6.332                  |
|              | 20 01 05             |                    |                       |                   |                  | Carburanti si lubrifianti                                |                          | 15.000           | 15.000     | 12.346                  | 12.346                | 12.346             |                                    | 11.962                 |
|              | 20 01 06             |                    |                       |                   |                  | Piese de schimb  |                          | 5.000            | 5.000      | 3.509                   | 3.509                 | 3.509              |                                    | 3.509                  |
|              | 20 01 08             |                    |                       |                   |                  | Posta, telecomunicatii, radio, tv, internet              |                          | 1.100            | 1.100      | 1.100                   | 1.100                 | 1.100              |                                    | 1.100                  |
| 6802         | 20 01 09             |                    |                       |                   |                  | Materiale si prestari de servicii cu caracter functional |                          | 27.000           | 27.500     | 24.994                  | 24.994                | 24.994             |                                    | 25.079                 |
| 6802         | 20 02                |                    |                       |                   |                  | Reparatii curente  |                          | 50.000           | 26.000     | 24.558                  | 24.558                | 24.558             |                                    | 24.558                 |
|              | 20 03                |                    |                       |                   |                  | Hrana  |                          | 64.500           | 90.500     | 88.175                  | 88.175                | 88.175             |                                    | 91.199                 |
|              | 20 03 01             |                    |                       |                   |                  | Hrana pentru oameni                                      |                          | 64.500           | 90.500     | 88.175                  | 88.175                | 88.175             |                                    | 91.199                 |
|              | 20 04                |                    |                       |                   |                  | Medicamente si materiale sanitare                        |                          | 6.300            | 11.300     | 9.462                   | 9.462                 | 9.462              |                                    | 7.878                  |
|              | 20 04 01             |                    |                       |                   |                  | Medicamente  |                          | 6.000            | 11.000     | 9.290                   | 9.290                 | 9.290              |                                    | 7.614                  |
|              | 20 04 02             |                    |                       |                   |                  | Materiale sanitare                                       |                          | 300              | 300        | 172                     | 172                   | 172                |                                    | 264                    |
|              | 20 05                |                    |                       |                   |                  | Bunuri de natura obiectelor de inventar                  |                          | 9.000            | 11.000     | 8.499                   | 8.499                 | 8.499              |                                    | 1.384                  |
|              | 20 05 01             |                    |                       |                   |                  | Uniforme si echipament                                   |                          | 1.000            | 1.000      | 904                     | 904                   | 904                |                                    | 132                    |
|              | 20 05 03             |                    |                       |                   |                  | Lenjerie si accesorii de pat                             |                          | 1.000            | 1.000      | 804                     | 804                   | 804                |                                    | 610                    |
|              | 20 05 30             |                    |                       |                   |                  | Alte obiecte de inventar                                 |                          | 7.000            | 9.000      | 6.791                   | 6.791                 | 6.791              |                                    | 642                    |
|              | 20 11                |                    |                       |                   |                  | Carri, publicatii si materiale documentare               |                          | 400              | 400        | 240                     | 240                   | 240                |                                    | 240                    |
| 6802         | 20 13                |                    |                       |                   |                  | Preguire profesionala                                    |                          | 1.000            | 1.000      | 725                     | 725                   | 725                |                                    | 725                    |
|              | 20 30                |                    |                       |                   |                  | Alte cheltuieli  |                          |                  |            |                         |                       |                    |                                    | 9                      |
|              | 20 30 30             |                    |                       |                   |                  | Alte cheltuieli cu bunuri si servicii                    |                          |                  |            |                         |                       |                    |                                    | 9                      |
|              | 57                   |                    |                       |                   |                  | TITLUL VIII ASISTENTA SOCIALA                            |                          | 2.098.000        | 1.737.000  | 1.478.537               | 1.478.537             | 1.478.537          |                                    | 1.478.537              |
|              | 57 02                |                    |                       |                   |                  | Ajutoare sociale   |                          | 2.098.000        | 1.737.000  | 1.478.537               | 1.478.537             | 1.478.537          |                                    | 1.478.537              |
|              | 57 02 01             |                    |                       |                   |                  | Ajutoare sociale in numerar                              |                          | 2.098.000        | 1.737.000  | 1.478.537               | 1.478.537             | 1.478.537          |                                    | 1.478.537              |

| Categori-<br>capitol | Sub-<br>categori-<br>graf | Pa-<br>ra-<br>graf | Gru-<br>pa /<br>Titlu | Ar-<br>ti-<br>col | Al-<br>ne-<br>at | Denumire indicator   | Credite de<br>angajament | Credite bugetare |            | Angajamente<br>bugetare | Angajamente<br>legale | Plati<br>efectuate | Angajamente<br>legale<br>de platit | Cheltuieli<br>efective |
|----------------------|---------------------------|--------------------|-----------------------|-------------------|------------------|--|--------------------------|------------------|------------|-------------------------|-----------------------|--------------------|------------------------------------|------------------------|
|                      |                           |                    |                       |                   |                  |  |                          | Initiale         | definitive |                         |                       |                    |                                    |                        |
| A                    |                           |                    |                       |                   |                  | B  | 1                        | 2                | 3          | 4                       | 5                     | 6                  | 7=5-6                              | 8                      |
| 6802                 |                           | 59                 |                       |                   |                  | TITLUL XI ALTE CHELTUIELI                                    |                          | 100.000          | 130.000    | 130.000                 | 130.000               | 130.000            |                                    | 130.000                |
|                      |                           | 59                 | 11                    |                   |                  | Asociatii si fundatii  |                          | 100.000          | 130.000    | 130.000                 | 130.000               | 130.000            |                                    | 130.000                |
|                      |                           | 70                 |                       |                   |                  | CHELTUIELI DE CAPITAL  |                          | 16.000           | 16.000     | 14.966                  | 14.966                | 14.966             |                                    | 14.966                 |
|                      |                           | 71                 |                       |                   |                  | TITLUL XIII ACTIVE NEFINANCIARE                              |                          | 16.000           | 16.000     | 14.966                  | 14.966                | 14.966             |                                    | 14.966                 |
|                      |                           | 71                 | 01                    |                   |                  | Active fixe  |                          | 16.000           | 16.000     | 14.966                  | 14.966                | 14.966             |                                    | 14.966                 |
|                      |                           | 71                 | 01                    | 30                |                  | Alte active fixe<br>(inclusiv reparatii capitale)            |                          | 16.000           | 16.000     | 14.966                  | 14.966                | 14.966             |                                    | 14.966                 |
| 7000                 |                           |                    |                       |                   |                  |  |                          |                  |            |                         |                       |                    |                                    |                        |
|                      | 02                        |                    |                       |                   |                  | Partea IV-a SERVICII SI DEZVOLTARE                           |                          |                  |            |                         |                       |                    |                                    |                        |
|                      |                           |                    |                       |                   |                  | PUBLICA, LOCUINTE, MEDIU SI APE                              | 570.000                  | 1.410.000        | 2.761.500  | 2.176.421               | 2.501.391             | 2.176.421          | 324.970                            | 1.952.864              |
|                      |                           |                    |                       |                   |                  | LOCUINTE, SERVICII SI DEZVOLTARE PUBLICA                     |                          |                  |            |                         |                       |                    |                                    |                        |
|                      |                           |                    |                       |                   |                  | LOCUINTE, SERVICII SI DEZVOLTARE PUBLICA                     | 570.000                  | 910.000          | 1.818.000  | 1.297.736               | 1.622.706             | 1.297.736          | 324.970                            | 1.131.953              |
|                      |                           | 01                 |                       |                   |                  | CHELTUIELI CURENTE   | 570.000                  | 882.000          | 1.590.000  | 1.211.233               | 1.536.203             | 1.211.233          | 324.970                            | 967.506                |
|                      |                           | 20                 |                       |                   |                  | TITLUL II BUNURI SI SERVICII                                 | 570.000                  | 752.000          | 1.442.000  | 1.139.037               | 1.464.007             | 1.139.037          | 324.970                            | 895.310                |
|                      |                           | 20                 | 01                    |                   |                  | Bunuri si servicii   | 570.000                  | 752.000          | 1.442.000  | 1.139.037               | 1.464.007             | 1.139.037          | 324.970                            | 895.310                |
|                      |                           | 20                 | 01                    | 30                |                  | Alte bunuri si servicii pentru<br>intretinere si functionare | 570.000                  | 752.000          | 1.442.000  | 1.139.037               | 1.464.007             | 1.139.037          | 324.970                            | 895.310                |
| 7002                 |                           | 55                 |                       |                   |                  | TITLUL VII ALTE TRANSFERURI                                  |                          | 130.000          | 148.000    | 72.196                  | 72.196                | 72.196             |                                    | 72.196                 |
|                      |                           | 55                 | 01                    |                   |                  | A. Transferuri interne                                       |                          | 130.000          | 148.000    | 72.196                  | 72.196                | 72.196             |                                    | 72.196                 |
|                      |                           | 55                 | 01                    | 13                |                  | Programe de dezvoltare                                       |                          | 130.000          | 148.000    | 72.196                  | 72.196                | 72.196             |                                    | 72.196                 |
|                      |                           | 70                 |                       |                   |                  | CHELTUIELI DE CAPITAL  |                          | 28.000           | 228.000    | 86.503                  | 86.503                | 86.503             |                                    | 164.447                |
|                      |                           | 71                 |                       |                   |                  | TITLUL XIII ACTIVE NEFINANCIARE                              |                          | 28.000           | 228.000    | 86.503                  | 86.503                | 86.503             |                                    | 164.447                |
|                      |                           | 71                 | 01                    |                   |                  | Active fixe  |                          | 28.000           | 228.000    | 86.503                  | 86.503                | 86.503             |                                    | 164.447                |
|                      |                           | 71                 | 01                    | 01                |                  | Constructii  |                          | 28.000           | 228.000    | 86.503                  | 86.503                | 86.503             |                                    | 164.447                |
| 7402                 |                           |                    |                       |                   |                  | PROTECTIA MEDIULUI   |                          |                  |            |                         |                       |                    |                                    |                        |
|                      |                           |                    |                       |                   |                  | PROTECTIA MEDIULUI   |                          | 500.000          | 943.500    | 878.685                 | 878.685               | 878.685            |                                    | 878.685                |

| Capi-<br>tol | Sub-<br>capi-<br>tol | Pa-<br>ra-<br>graf | Gru-<br>pa /<br>Titlu | Ar-<br>ti-<br>col | Ali-<br>ne-<br>at | Denumire indicator  | Credite de<br>angajament | Credite bugetare |            | Angeajamente<br>bugetare | Angeajamente<br>legale | Plati<br>efectuate | Angeajamente<br>legale<br>de platit | Cheltuieli<br>efective |
|--------------|----------------------|--------------------|-----------------------|-------------------|-------------------|---|--------------------------|------------------|------------|--------------------------|------------------------|--------------------|-------------------------------------|------------------------|
|              |                      |                    |                       |                   |                   |   |                          | initiale         | definitive |                          |                        |                    |                                     |                        |
| A            |                      |                    |                       |                   |                   | B   | 1                        | 2                | 3          | 4                        | 5                      | 6                  | 7=5-6                               | 8                      |
| 7402         | 01                   |                    |                       |                   |                   | CHELTUIELI CURENTE  |                          | 500.000          | 900.000    | 835.583                  | 835.583                | 835.583            | 7=5-6                               | 806.626                |
|              | 20                   |                    |                       |                   |                   | TITLUL II BUNURI SI SERVICII                                      |                          | 500.000          | 900.000    | 835.583                  | 835.583                | 835.583            |                                     | 806.626                |
|              | 20                   | 01                 |                       |                   |                   | Bunuri si servicii  |                          | 500.000          | 900.000    | 835.583                  | 835.583                | 835.583            |                                     | 806.626                |
|              | 20                   | 01                 | 30                    |                   |                   | Alte bunuri si servicii pentru<br>intretinere si functionare      |                          | 500.000          | 900.000    | 835.583                  | 835.583                | 835.583            |                                     | 806.626                |
| 7402         | 70                   |                    |                       |                   |                   | CHELTUIELI DE CAPITAL   |                          |                  | 43.508     | 43.102                   | 43.102                 | 43.102             |                                     | 14.085                 |
|              | 71                   |                    |                       |                   |                   | TITLUL XIII ACTIVE NEFINANCIARE                                   |                          |                  | 43.500     | 43.102                   | 43.102                 | 43.102             |                                     | 14.085                 |
|              | 71                   | 01                 |                       |                   |                   | Active fixe   |                          |                  | 43.500     | 43.102                   | 43.102                 | 43.102             |                                     | 14.085                 |
|              | 71                   | 01                 | 01                    |                   |                   | Construcii  |                          |                  | 43.500     | 43.102                   | 43.102                 | 43.102             |                                     | 14.085                 |
| 8000         | 02                   |                    |                       |                   |                   | Partea V-a ACTIUNI ECONOMICE                                      |                          | 7.497.000        | 13.617.300 | 7.100.692                | 7.100.692              | 7.050.198          | 50.494                              | 6.456.853              |
| 8402         |                      |                    |                       |                   |                   | TRANSPORTURI  |                          |                  | 13.617.300 | 7.100.692                | 7.100.692              | 7.050.198          | 50.494                              | 6.456.853              |
|              | 01                   |                    |                       |                   |                   | CHELTUIELI CURENTE  |                          | 2.940.500        | 4.056.400  | 3.707.341                | 3.707.341              | 3.656.847          | 50.494                              | 3.707.340              |
|              | 20                   |                    |                       |                   |                   | TITLUL II BUNURI SI SERVICII                                      |                          | 1.303.500        | 2.193.500  | 1.907.158                | 1.907.158              | 1.856.664          | 50.494                              | 1.907.157              |
|              | 20                   | 01                 |                       |                   |                   | Bunuri si servicii  |                          | 150.000          | 500.000    | 450.859                  | 450.859                | 400.365            | 50.494                              | 363.857                |
|              | 20                   | 01                 | 09                    |                   |                   | Materiale si prestari de servicii cu<br>caracter functional       |                          |                  | 80.000     | 75.633                   | 75.633                 | 75.633             |                                     | 75.633                 |
| 8402         | 20                   | 01                 | 30                    |                   |                   | Alte bunuri si servicii pentru<br>intretinere si functionare      |                          | 150.000          | 420.000    | 375.226                  | 375.226                | 324.732            | 50.494                              | 288.224                |
| 8402         | 20                   | 02                 |                       |                   |                   | Reparatii curente   |                          | 1.153.500        | 1.693.500  | 1.456.299                | 1.456.299              | 1.456.299          |                                     | 1.543.300              |
|              | 51                   |                    |                       |                   |                   | TITLUL VI TRANSFERURI INTRE UNITATI ALE<br>ADMINISTRATIEI PUBLICE |                          |                  |            |                          |                        |                    |                                     |                        |
| 8402         | 51                   | 01                 |                       |                   |                   | Transferuri curente   |                          | 1.637.000        | 1.862.900  | 1.800.183                | 1.800.183              | 1.800.183          |                                     | 1.800.183              |
|              | 51                   | 01                 | 01                    |                   |                   | Transferuri catre institutiile publice                            |                          | 1.634.000        | 1.784.000  | 1.727.178                | 1.727.178              | 1.727.178          |                                     | 1.727.178              |
|              | 51                   | 02                 |                       |                   |                   | Transferuri de capital  |                          | 3.000            | 78.900     | 73.005                   | 73.005                 | 73.005             |                                     | 73.005                 |

| Capi-<br>tol | Sub-<br>capi-<br>tol | Pa-<br>ra-<br>graf | Gru-<br>pa/<br>Titlu | Ar-<br>ti-<br>col | Ali-<br>ne-<br>at | Denumire indicator   | Credite de<br>angajament | Credite bugetare |            | Angajamente<br>legale | Plati<br>efectuate | Angajamente<br>legale<br>de platit | Cheltuieli<br>efective |           |
|--------------|----------------------|--------------------|----------------------|-------------------|-------------------|--|--------------------------|------------------|------------|-----------------------|--------------------|------------------------------------|------------------------|-----------|
|              |                      |                    |                      |                   |                   |  |                          | initiale         | definitive |                       |                    |                                    |                        |           |
|              |                      |                    |                      |                   |                   | B  | 1                        | 2                | 3          | 4                     | 5                  | 6                                  | 7=5-6                  | 8         |
|              |                      | A                  |                      |                   |                   |  |                          |                  |            |                       |                    |                                    |                        |           |
| 8402         | 51                   | 02                 | 29                   |                   |                   | Alte transferuri de capital catre institutii publice         |                          | 3.000            | 78.900     | 73.005                | 73.005             | 73.005                             | 73.005                 | 73.005    |
| 8402         | 70                   |                    |                      |                   |                   | CHELTUIELI DE CAPITAL  |                          | 2.841.500        | 7.845.900  | 1.679.065             | 1.679.065          | 1.679.065                          | 1.679.065              | 2.749.513 |
|              | 71                   |                    |                      |                   |                   | TITLUL XIII ACTIVE NEFINANCIARE                              |                          | 2.841.500        | 7.845.900  | 1.679.065             | 1.679.065          | 1.679.065                          | 1.679.065              | 2.749.513 |
|              | 71                   | 01                 |                      |                   |                   | Active fixe  |                          | 1.591.500        | 539.500    | 505.019               | 505.019            | 505.019                            | 505.019                | 48.686    |
|              | 71                   | 01                 | 01                   |                   |                   | Constructii  |                          | 1.450.000        | 387.000    | 383.173               | 383.173            | 383.173                            | 383.173                | 6.974     |
|              | 71                   | 01                 | 30                   |                   |                   | Alte active fixe   |                          |                  |            |                       |                    |                                    |                        |           |
|              |                      |                    |                      |                   |                   | (inclusiv reparatii capitale)                                |                          | 141.500          | 151.500    | 121.846               | 121.846            | 121.846                            | 121.846                | 41.712    |
| 8402         | 71                   | 03                 |                      |                   |                   | Reparatii capitale aferente activelor fixe                   |                          | 1.250.000        | 7.306.400  | 1.174.046             | 1.174.046          | 1.174.046                          | 1.174.046              | 2.700.827 |
| 8402         | 79                   |                    |                      |                   |                   | OPERATIUNI FINANCIARE  |                          | 1.715.000        | 1.715.000  | 1.714.286             | 1.714.286          | 1.714.286                          | 1.714.286              |           |
|              | 81                   |                    |                      |                   |                   | TITLUL XVII RAMBURSARI DE CREDITE                            |                          | 1.715.000        | 1.715.000  | 1.714.286             | 1.714.286          | 1.714.286                          | 1.714.286              |           |
|              | 81                   | 02                 |                      |                   |                   | Rambursari de credit interne                                 |                          | 1.715.000        | 1.715.000  | 1.714.286             | 1.714.286          | 1.714.286                          | 1.714.286              |           |
|              | 81                   | 02                 | 05                   |                   |                   | Rambursari de credit aferente datelor publice interne locale |                          | 1.715.000        | 1.715.000  | 1.714.286             | 1.714.286          | 1.714.286                          | 1.714.286              |           |

Conducatorul institutiei,

Conducatorul compartimentului  
financiar-contabil